

ARCHIVES*RECORDS 2016 Evaluation Form

Executive Summary

Participation in the evaluations of ARCHIVES*RECORDS 2016 in Atlanta was good, with 388 total respondents, about 23% of the total participants (compared to 41% for AM2015 and 18% for AM2014). These survey results have a margin of error of 4%.

Overall feedback was overwhelmingly positive. Eighty-seven percent (87%) reported being “Extremely Satisfied” or “Moderately Satisfied” with the event overall (compared to 91% for AM2015).

The Mobile App, Preconference Workshops, Education Sessions, and All-Attendee Reception stand out as getting particularly good reviews.

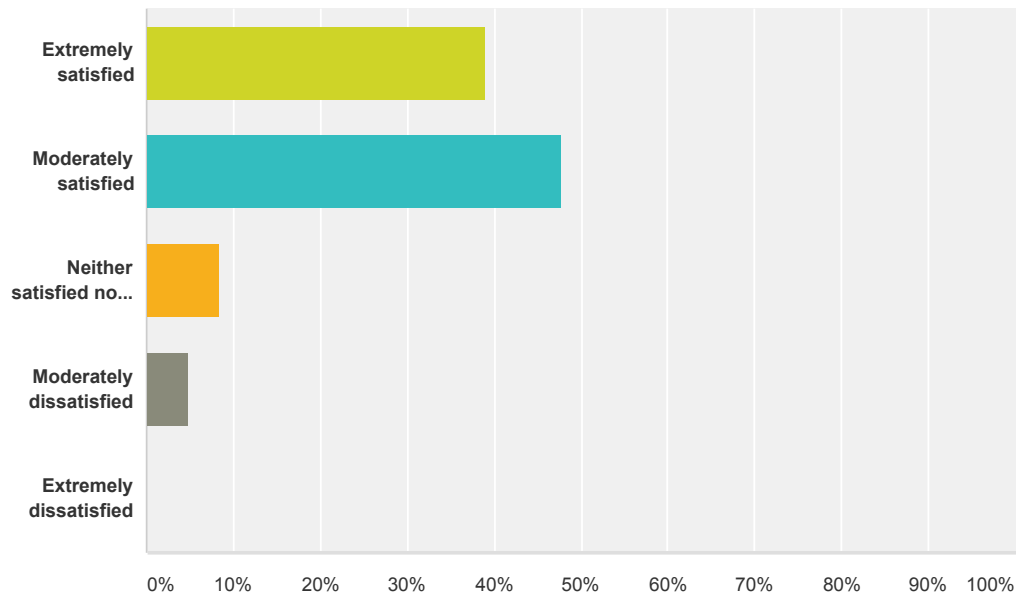
Areas for improvement are the Networking Café, Plenaries, and the Expo.

Pop-Up sessions were well-received again this year, and there was a dramatic improvement in how respondents rated the process of selecting pop-up sessions, which had received rather poor marks at AM2015.

The most common suggestions for improvement related to scheduling conflicts/flow, food and beverage, and cost—common challenges each year. Further comments addressed dissatisfaction with the name badges and the 7:30 am start time for one block of roundtable meetings.

Overall, how satisfied were you with the Joint Annual Meeting?

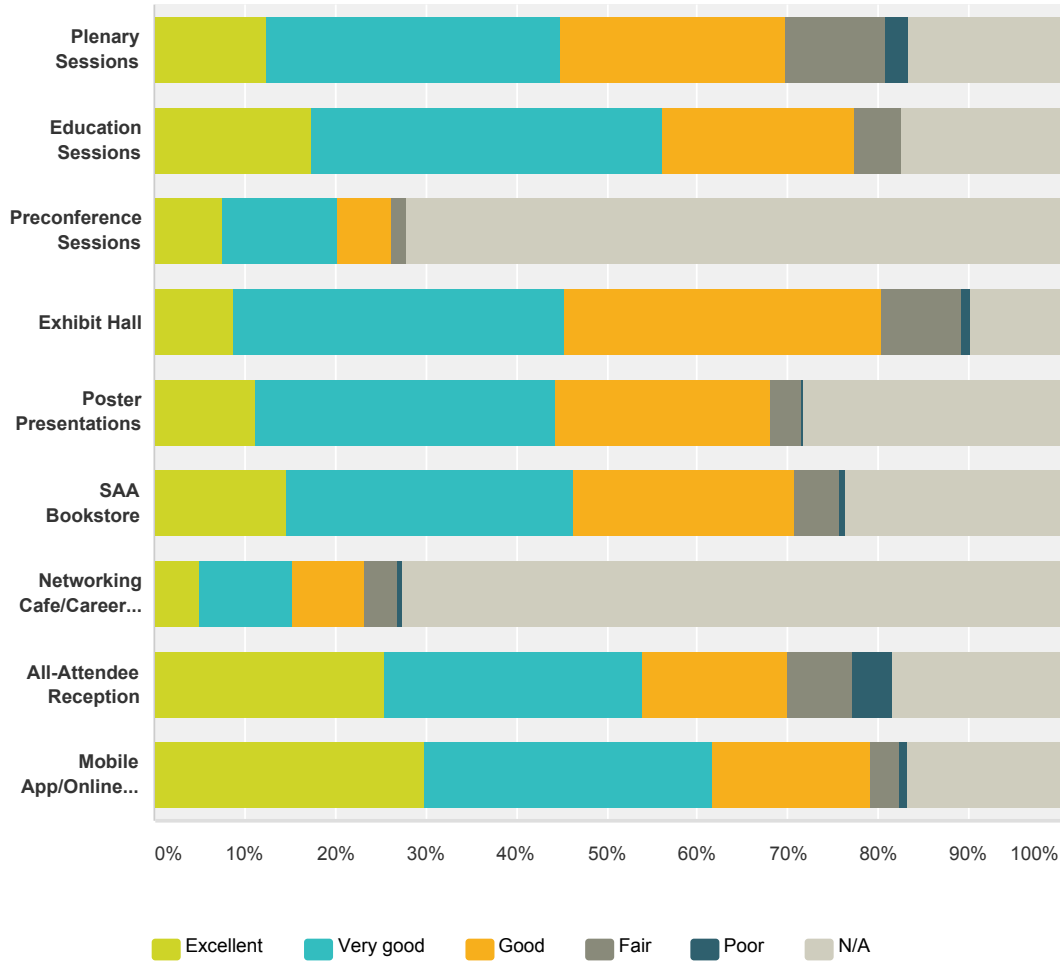
Answered: 380 Skipped: 8



Answer Choices	Responses	
Extremely satisfied	38.95%	148
Moderately satisfied	47.89%	182
Neither satisfied nor dissatisfied	8.42%	32
Moderately dissatisfied	4.74%	18
Extremely dissatisfied	0.00%	0
Total		380

How would you rate the quality of each below?

Answered: 388 Skipped: 0

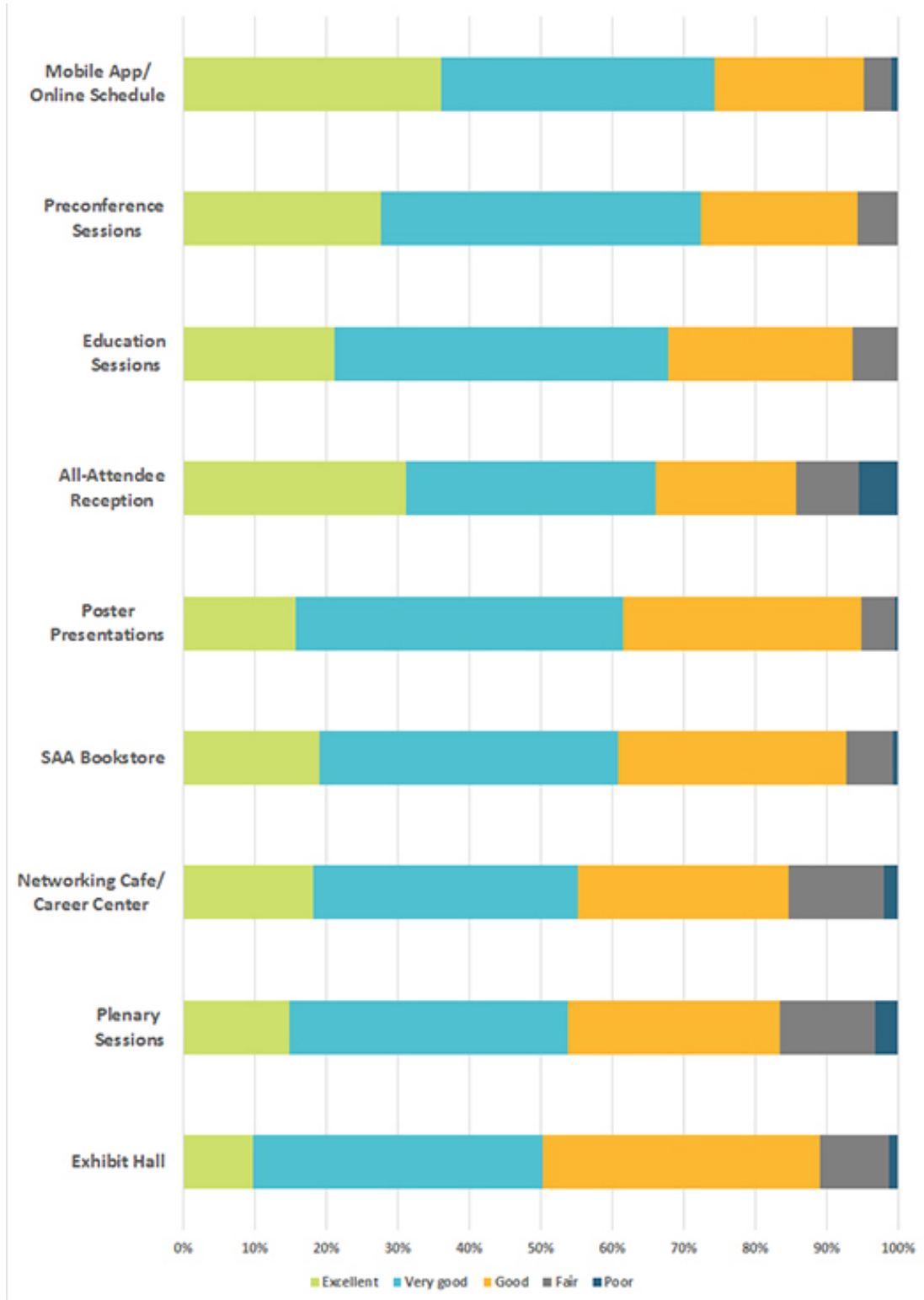


	Excellent	Very good	Good	Fair	Poor	N/A	Total
Plenary Sessions	12.44% 48	32.38% 125	24.87% 96	11.14% 43	2.59% 10	16.58% 64	386
Education Sessions	17.40% 67	38.70% 149	21.30% 82	5.19% 20	0.00% 0	17.40% 67	385
Preconference Sessions	7.69% 29	12.47% 47	6.10% 23	1.59% 6	0.00% 0	72.15% 272	377
Exhibit Hall	8.81% 34	36.53% 141	34.97% 135	8.81% 34	1.04% 4	9.84% 38	386
Poster Presentations	11.32% 43	32.89% 125	23.95% 91	3.42% 13	0.26% 1	28.16% 107	380
SAA Bookstore	14.58% 56	31.77% 122	24.48% 94	4.95% 19	0.52% 2	23.70% 91	384
Networking Cafe/Career Center	4.96% 19	10.18% 39	8.09% 31	3.66% 14	0.52% 2	72.58% 278	383

ARCHIVES*RECORDS 2016 Evaluation Form

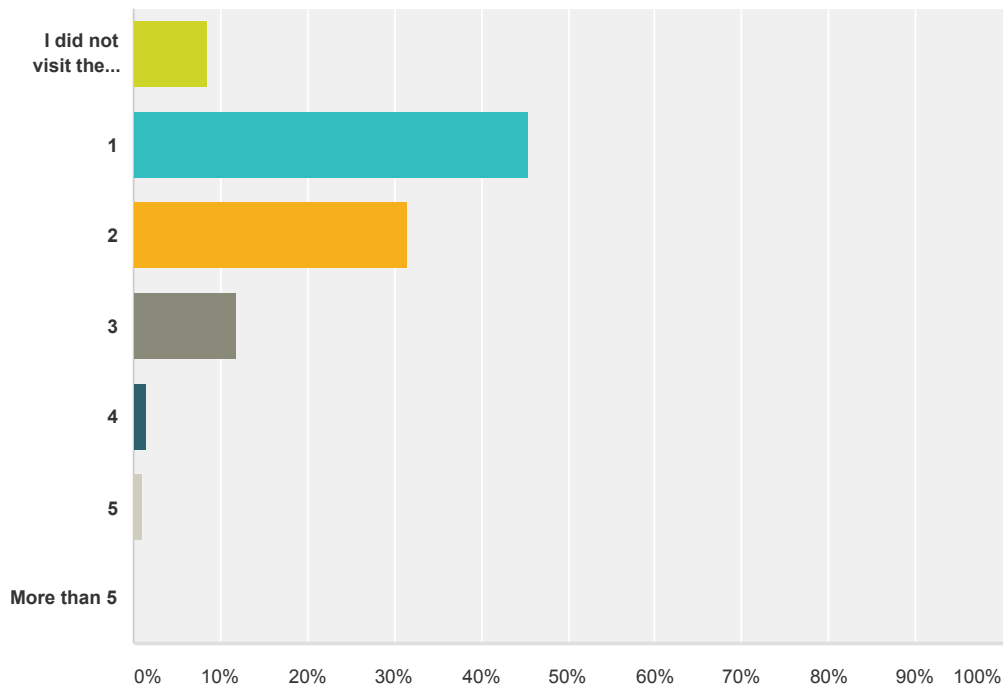
All-Attendee Reception	25.39% 98	28.50% 110	16.06% 62	7.25% 28	4.40% 17	18.39% 71	386
Mobile App/Online Schedule	29.95% 115	31.77% 122	17.45% 67	3.13% 12	0.78% 3	16.93% 65	384

Ratings by Percentage



Approximately how many hours did you spend in the Exhibit Hall?

Answered: 385 Skipped: 3



Answer Choices	Responses
I did not visit the Exhibit Hall	8.57% 33
1	45.45% 175
2	31.43% 121
3	11.95% 46
4	1.56% 6
5	1.04% 4
More than 5	0.00%
Total	385

Were there any companies absent from the Exhibit Hall that you would have liked to see?

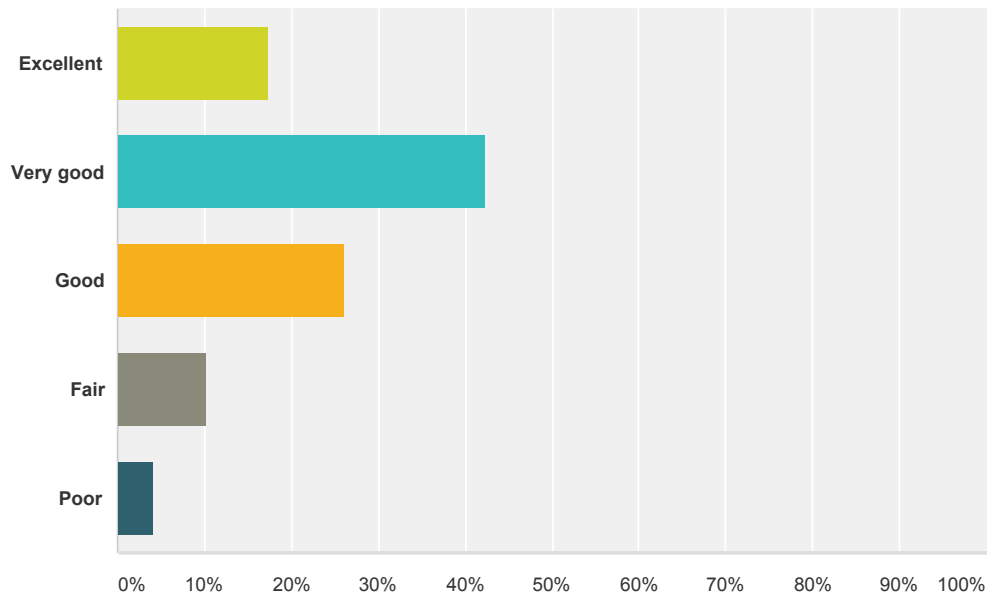
Answered: 46 Skipped: 342

Company	Votes
Artefactual	2
Eloquent	2
OCLC	2
Alfresco	1
Archivematica	1
Artefactual Systems Inc.	1
Artstor (Shared Shelf)	1
Autodesk	1
Collective Access	1
Conservation Resources, Int.	1
Creekside Digital Services	1
Digital Intelligence	1
Digital Revolution	1
DodgeChrome	1
Dorfman	1
George Blood	1
Heritage Werks	1
HP	1
Indus	1
InfoLinx	1
Iron Mountain	1
Paige	1
PastPerfect Museum Software	1
SlideSnap	1
Zasio	1

Category	Votes
DAM	2
Education	2
Digitization	1
Disaster Recovery	1
Exhibit-related companies	1
Publishers	1
Records/Information management	1
SharePoint Consultants	1
Software	1

How would you rate the venue/location?

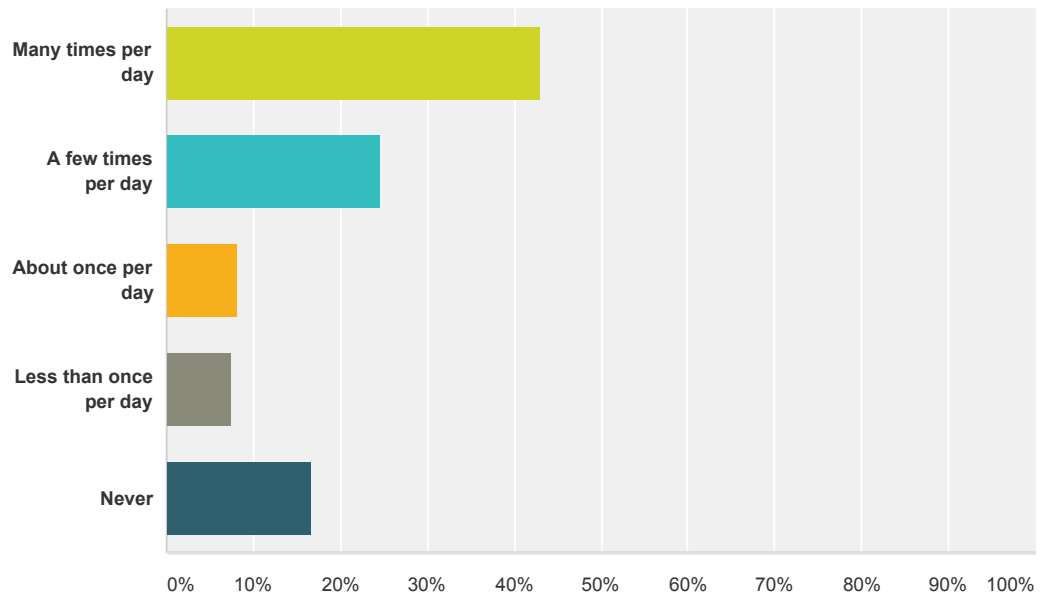
Answered: 383 Skipped: 5



Answer Choices	Responses
Excellent	17.23% 66
Very good	42.30% 162
Good	26.11% 100
Fair	10.18% 39
Poor	4.18% 16
Total	383

How much did you use the online schedule/mobile app?

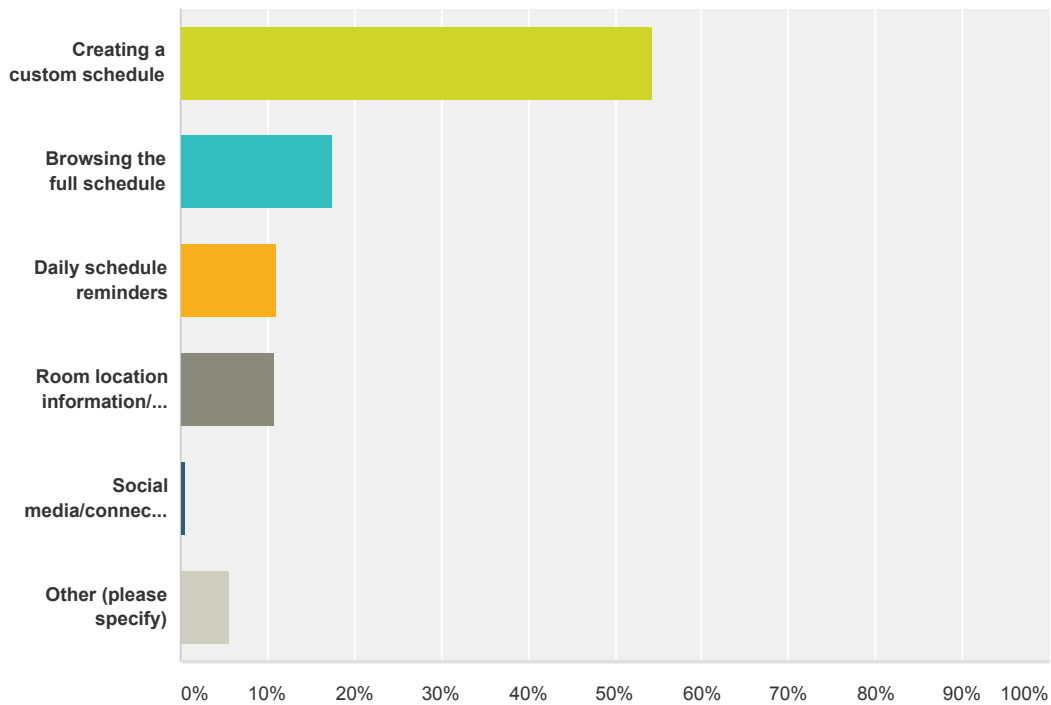
Answered: 382 Skipped: 6



Answer Choices	Responses	
Many times per day	42.93%	164
A few times per day	24.61%	94
About once per day	8.12%	31
Less than once per day	7.59%	29
Never	16.75%	64
Total		382

What features of the app did you find most helpful?

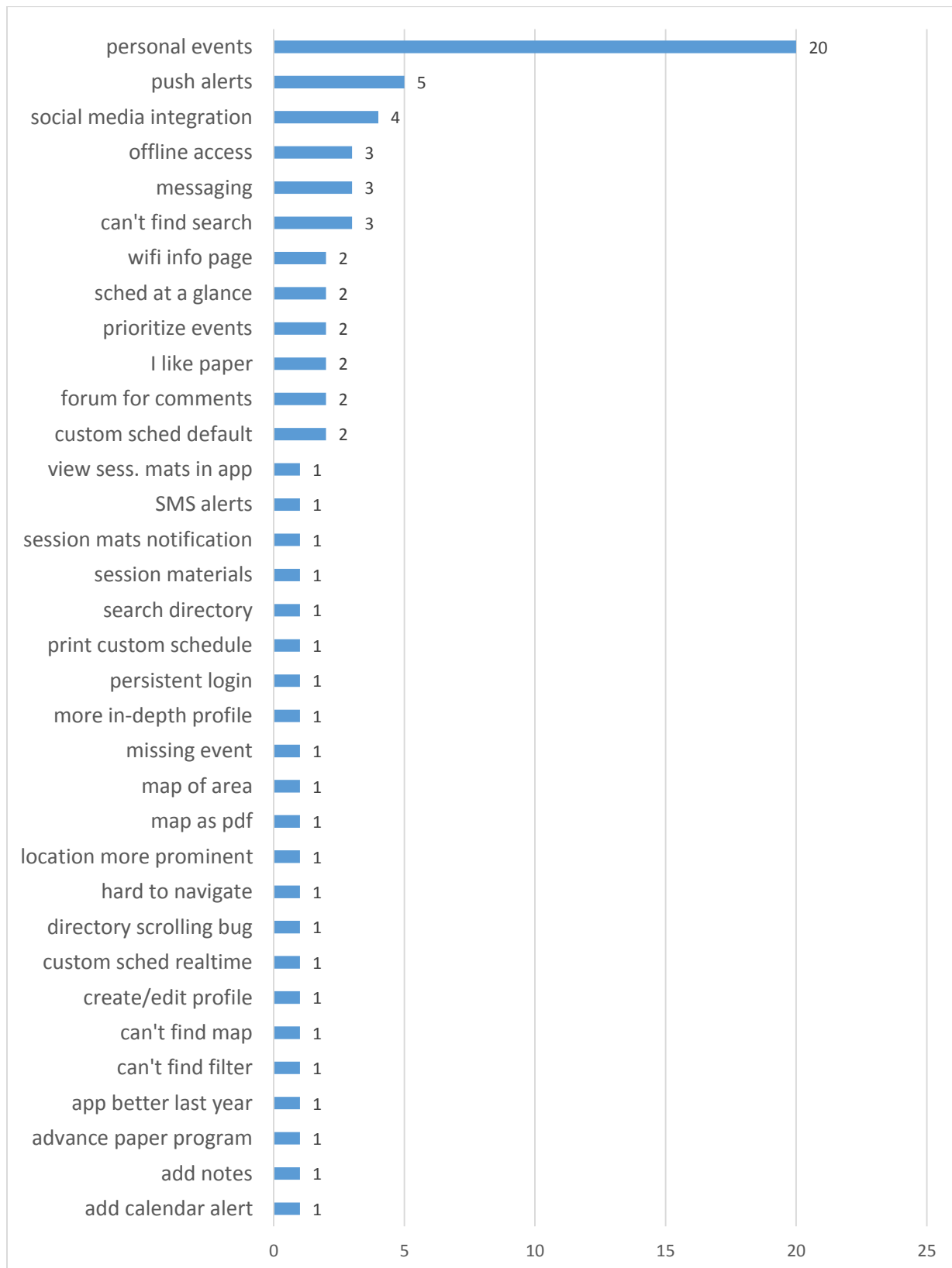
Answered: 315 Skipped: 73



Answer Choices	Responses	
Creating a custom schedule	54.29%	171
Browsing the full schedule	17.46%	55
Daily schedule reminders	11.11%	35
Room location information/hotel map	10.79%	34
Social media/connecting with attendees	0.63%	2
Other (please specify)	5.71%	18
Total		315

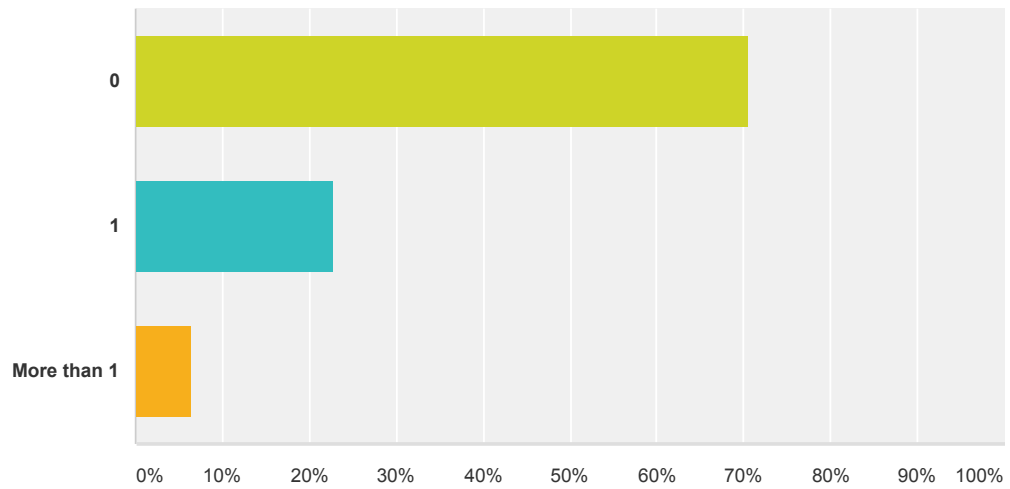
What new features would be most important to add?

Answered: 80 Skipped: 308



How many Pop-Up Sessions did you attend?

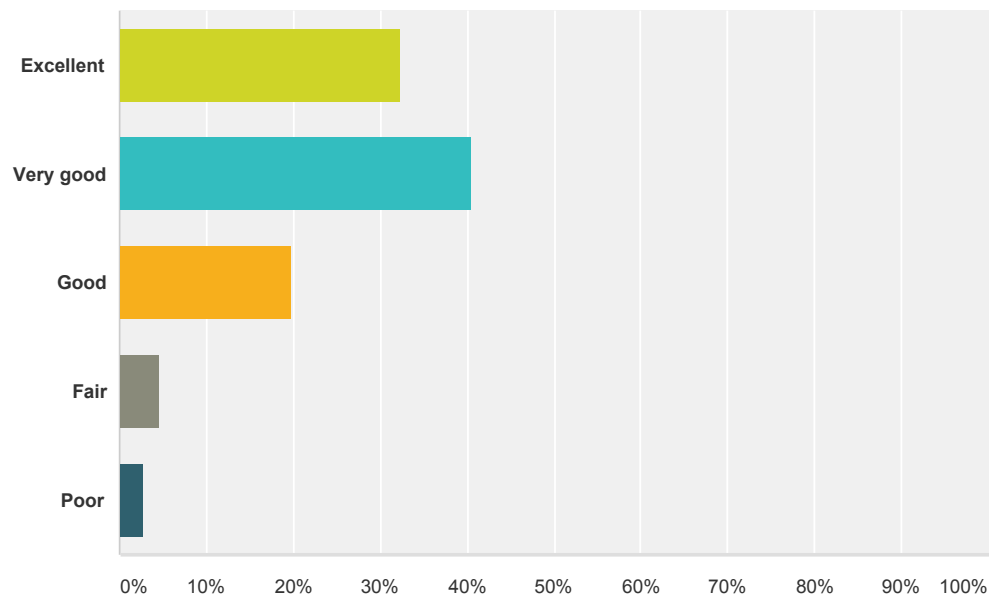
Answered: 381 Skipped: 7



Answer Choices	Responses	
0	70.60%	269
1	22.83%	87
More than 1	6.56%	25
Total		381

How would you rate the Pop-Up Sessions overall?

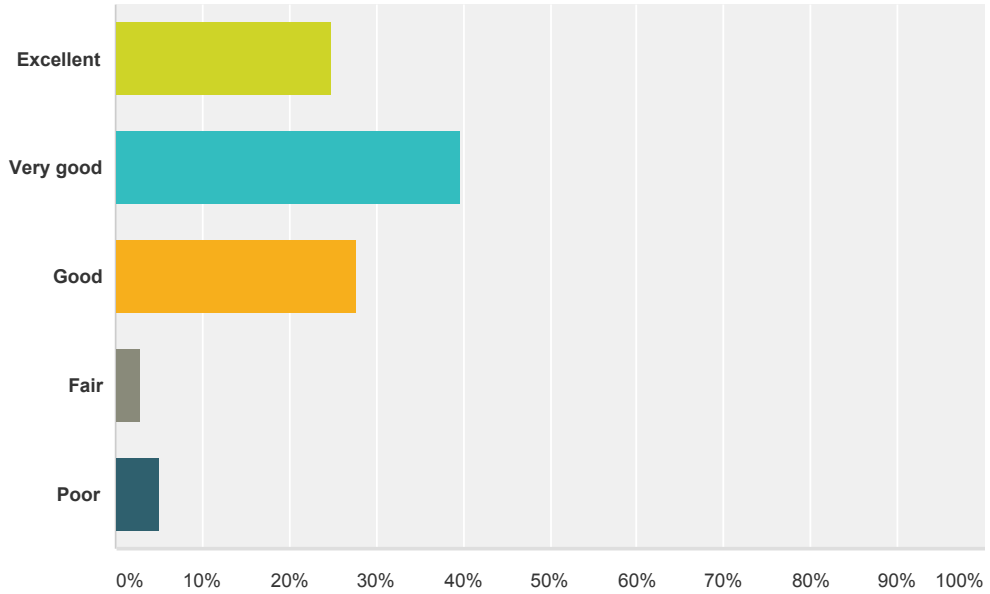
Answered: 111 Skipped: 277



Answer Choices	Responses	
Excellent	32.43%	36
Very good	40.54%	45
Good	19.82%	22
Fair	4.50%	5
Poor	2.70%	3
Total		111

How would you rate the process of selecting Pop-Up Sessions (i.e., online voting by all members)?

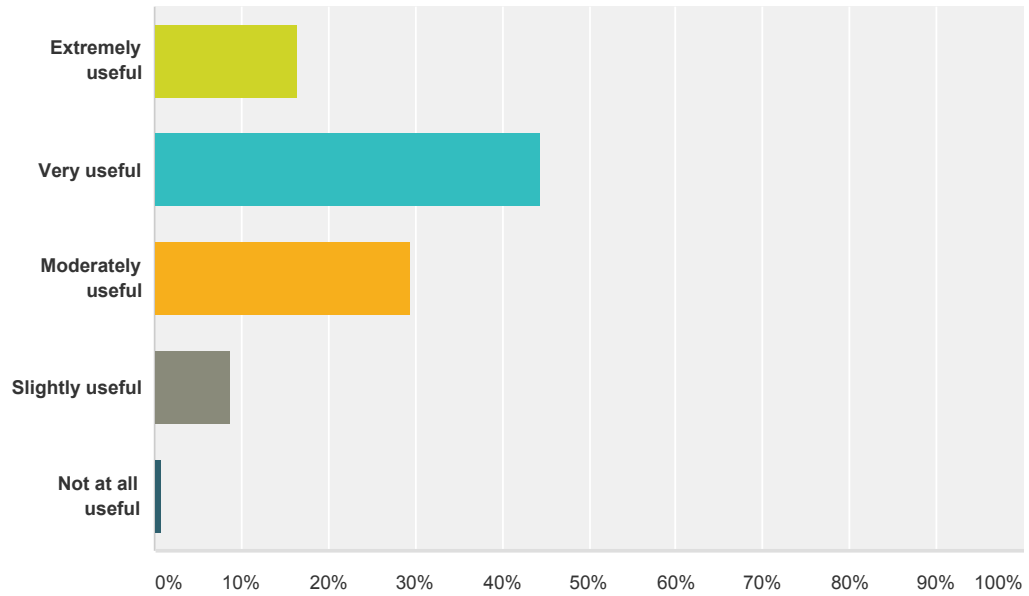
Answered: 101 Skipped: 287



Answer Choices	Responses	
Excellent	24.75%	25
Very good	39.60%	40
Good	27.72%	28
Fair	2.97%	3
Poor	4.95%	5
Total		101

How useful to your job was the information presented at the conference?

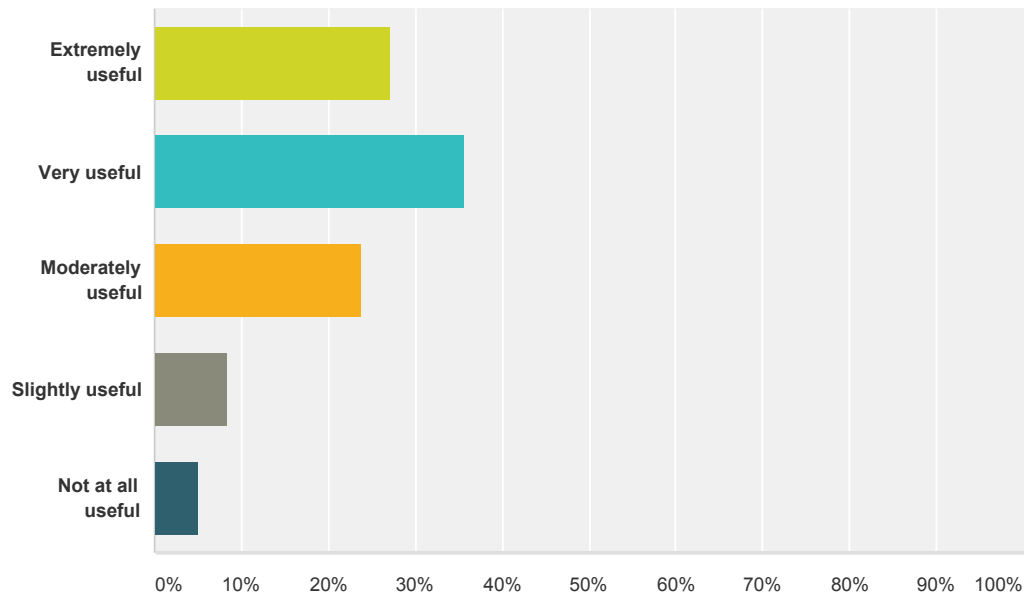
Answered: 380 Skipped: 8



Answer Choices	Responses	
Extremely useful	16.58%	63
Very useful	44.47%	169
Moderately useful	29.47%	112
Slightly useful	8.68%	33
Not at all useful	0.79%	3
Total		380

How useful was the Joint Annual Meeting as a networking opportunity?

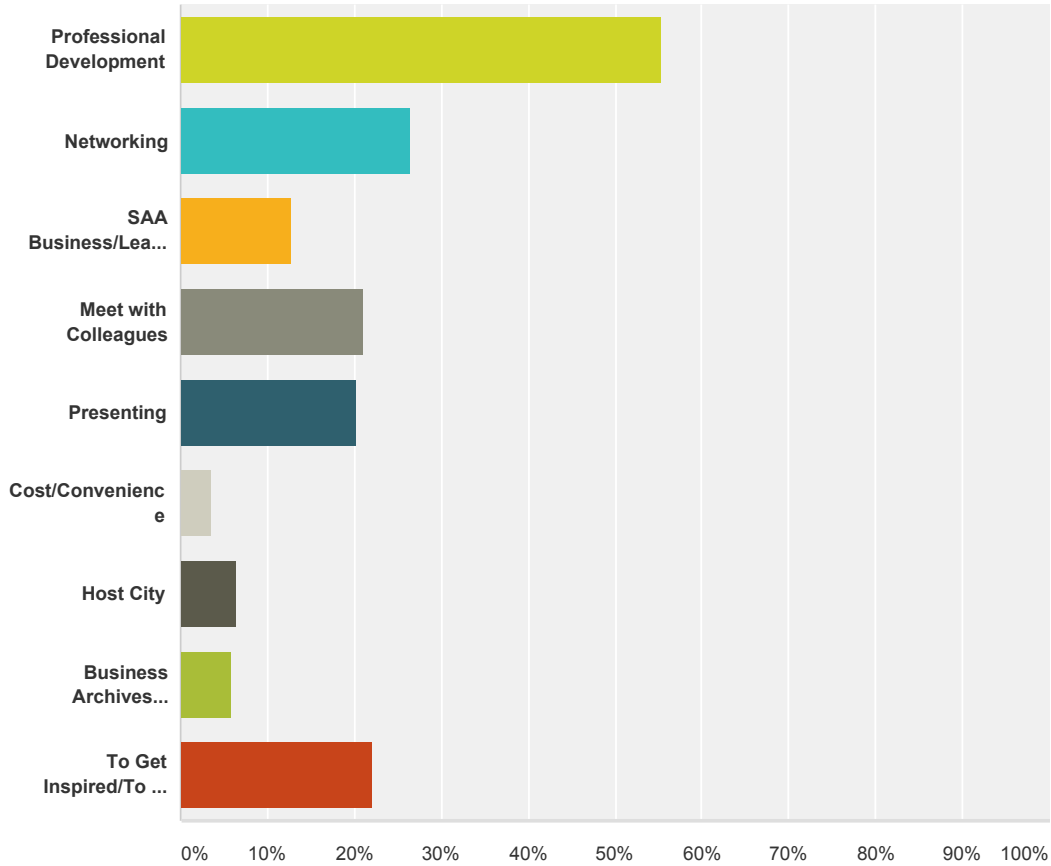
Answered: 373 Skipped: 15



Answer Choices	Responses	
Extremely useful	27.08%	101
Very useful	35.66%	133
Moderately useful	23.86%	89
Slightly useful	8.31%	31
Not at all useful	5.09%	19
Total		373

What was the most important reason for your decision to attend the Joint Annual Meeting?

Answered: 370 Skipped: 18



Answer Choices	Responses	
Professional Development	55.41%	205
Networking	26.49%	98
SAA Business/Leadership	12.70%	47
Meet with Colleagues	21.08%	78
Presenting	20.27%	75
Cost/Convenience	3.51%	13
Host City	6.49%	24
Business Archives Section Colloquium	5.95%	22
To Get Inspired/To Get New Ideas	22.16%	82
Total Respondents: 370		

ARCHIVES*RECORDS 2016 Evaluation Form

Is there anything else you'd like to share about how the Joint Annual Meeting might be enhanced?

Answered: 139 Skipped: 249

