

ARCHIVES 2017 Evaluation Form

Executive Summary

Participation in the evaluations of ARCHIVES 2017 in Portland was very good, with 516 total respondents, about 25% of the total participants (compared to 23% for AM2016; 41% for AM2015; and 18% for AM2014). These survey results have a margin of error of 4%.

Overall feedback was very positive. Eighty-two percent (82%) reported being “Extremely Satisfied” or “Moderately Satisfied” with the event overall (compared to 87% for AM2016; 91% for AM2015).

The Mobile App, Preconference Workshops, Education Sessions, and Poster Presentations stand out as getting particularly good reviews.

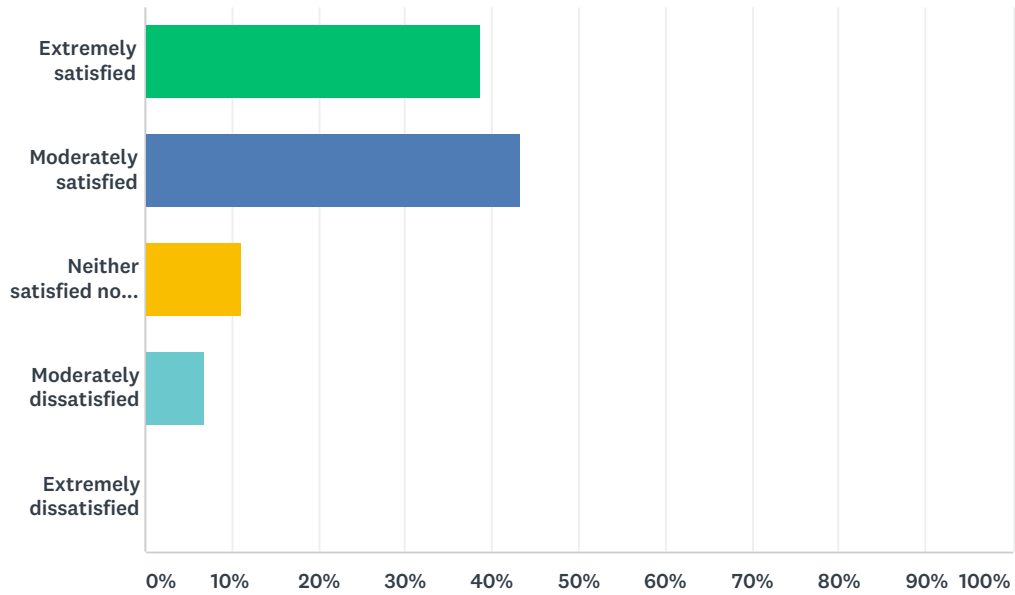
The All-Attendee reception scored relatively low this year. Although more than half of attendees (52%) rated it “Excellent” or “Very Good,” a significant minority (22%) rated it “Fair” or “Poor.”

For the question “What was the most important reason for your decision to attend the Annual Meeting?” the top answer by far was “Professional Development,” as it has been consistently for years. A noticeable difference this year was an increased number of respondents who answered “To Get Inspired/To Get New Ideas,” which may indicate a new trend. Also notable was a significant percentage (17%) who responded “Host City.” Indeed, Portland received very strong praise as a host city in this survey.

The most common suggestions for improvement related to scheduling conflicts/flow, food and beverage, and the distance of hotels from the convention center.

Overall, how satisfied were you with the Joint Annual Meeting?

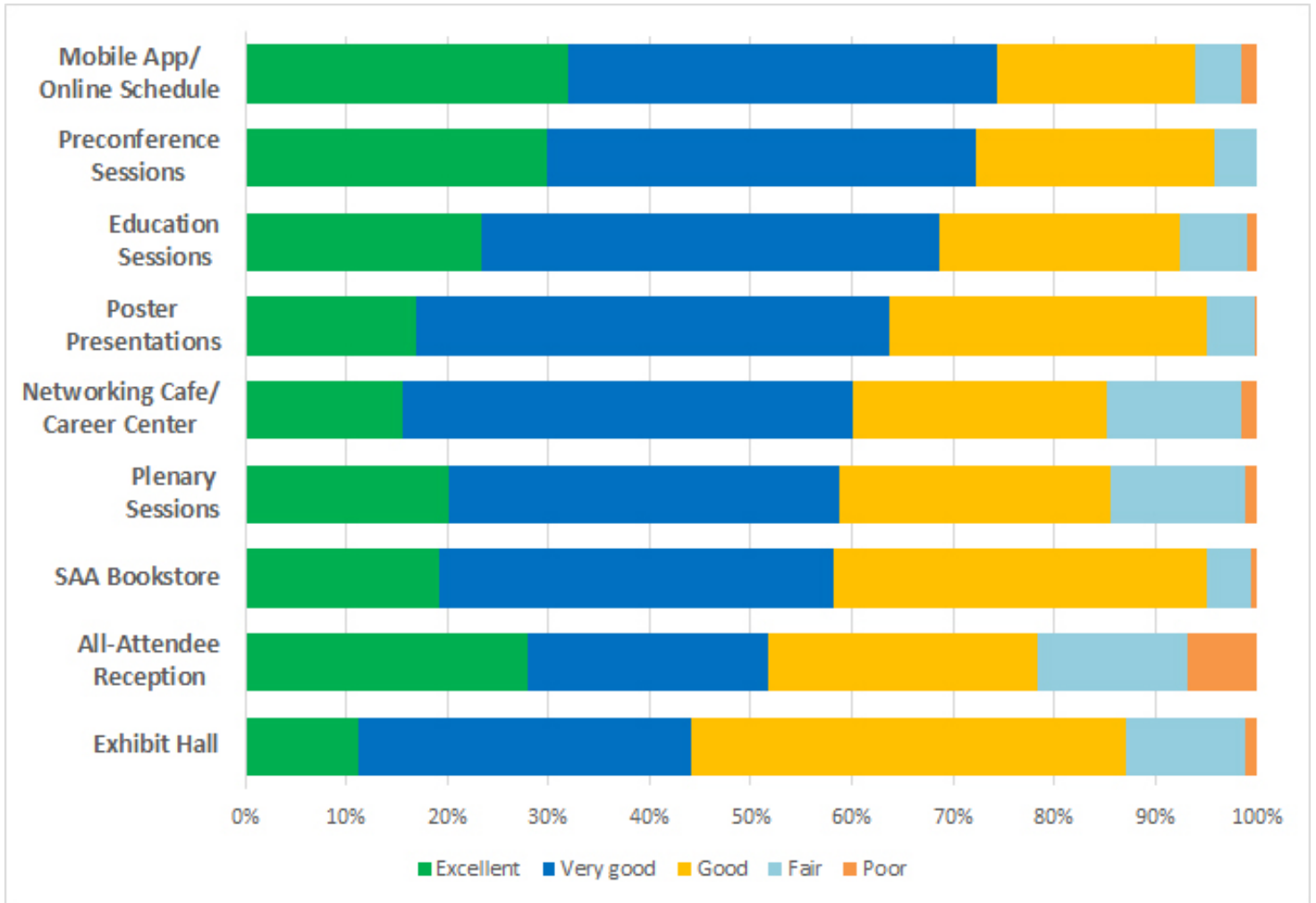
Answered: 492 Skipped: 24



ANSWER CHOICES	RESPONSES	
Extremely satisfied	38.62%	190
Moderately satisfied	43.29%	213
Neither satisfied nor dissatisfied	11.18%	55
Moderately dissatisfied	6.91%	34
Extremely dissatisfied	0.00%	0
TOTAL		492

How would you rate the quality of each aspect of the Annual Meeting listed below?

Answered: 516 Skipped: 0



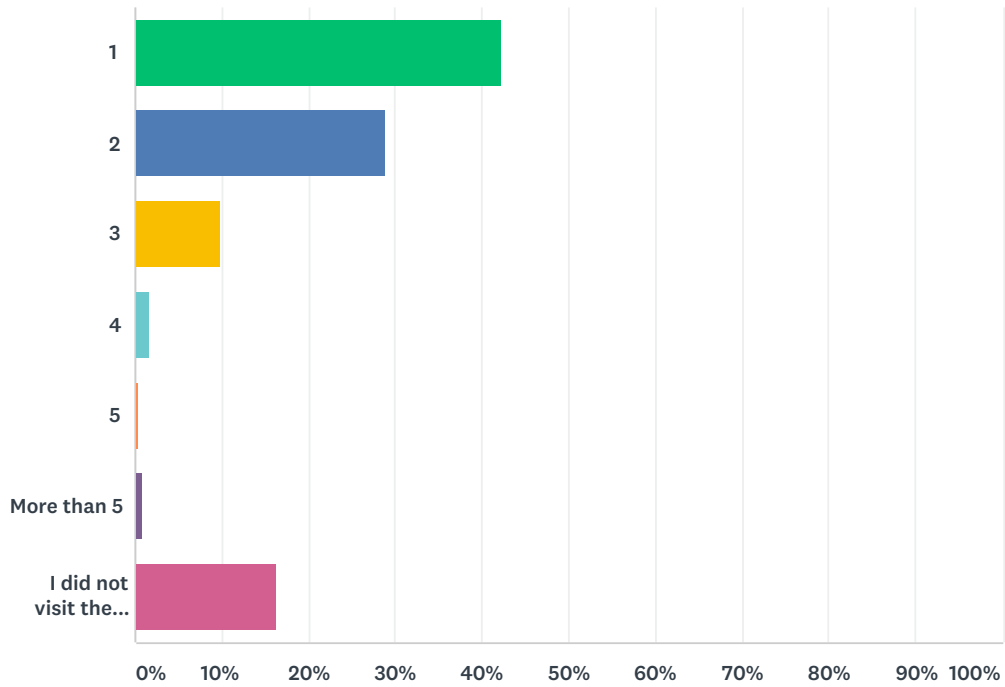
	EXCELLENT	VERY GOOD	GOOD	FAIR	POOR	N/A	TOTAL
Plenary Sessions	15.13% 77	29.08% 148	20.24% 103	10.02% 51	0.79% 4	24.75% 126	509
Education Sessions	18.97% 96	36.56% 185	19.17% 97	5.34% 27	0.79% 4	19.17% 97	506
Preconference Sessions	8.55% 43	12.13% 61	6.76% 34	1.19% 6	0.00% 0	71.37% 359	503
Exhibit Hall	9.25% 47	27.36% 139	35.63% 181	9.65% 49	0.98% 5	17.13% 87	508
Poster Presentations	13.48% 69	37.30% 191	25.00% 128	3.71% 19	0.20% 1	20.31% 104	512
SAA Bookstore	14.34% 73	29.27% 149	27.50% 140	3.34% 17	0.39% 2	25.15% 128	509
Networking Cafe/Career Center	3.94% 20	11.24% 57	6.31% 32	3.35% 17	0.39% 2	74.75% 379	507

ARCHIVES 2017 Evaluation Form

All-Attendee Reception	20.32%	17.16%	19.33%	10.85%	4.93%	27.42%	
	103	87	98	55	25	139	507
Mobile App/Online Schedule	28.88%	38.31%	17.68%	4.13%	1.38%	9.63%	
	147	195	90	21	7	49	509

Approximately how many hours did you spend in the Exhibit Hall?

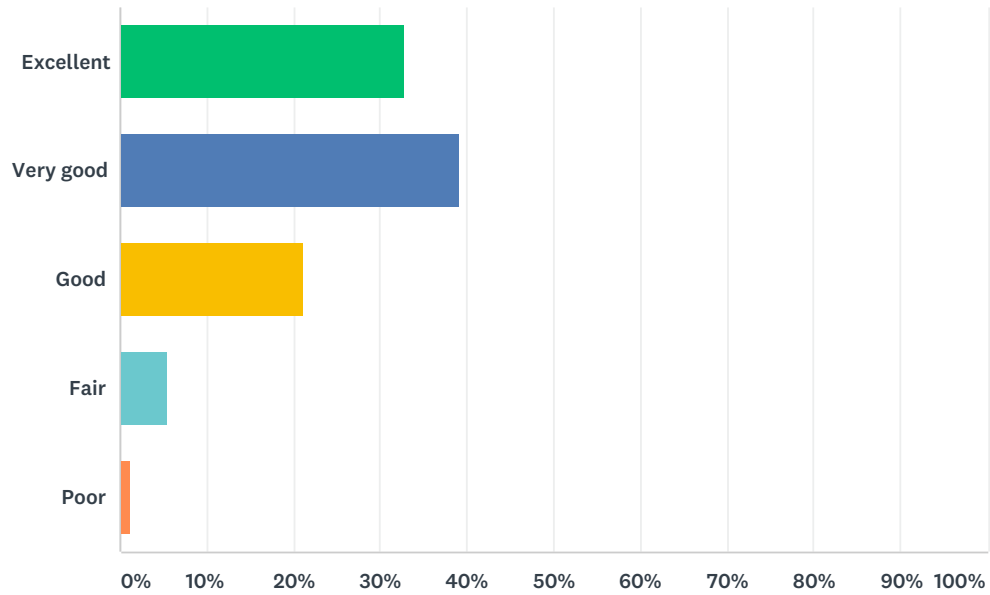
Answered: 510 Skipped: 6



ANSWER CHOICES	RESPONSES	
1	42.16%	215
2	28.82%	147
3	9.80%	50
4	1.76%	9
5	0.39%	2
More than 5	0.78%	4
I did not visit the Exhibit Hall	16.27%	83
TOTAL		510

How would you rate the Oregon Convention Center as a venue?

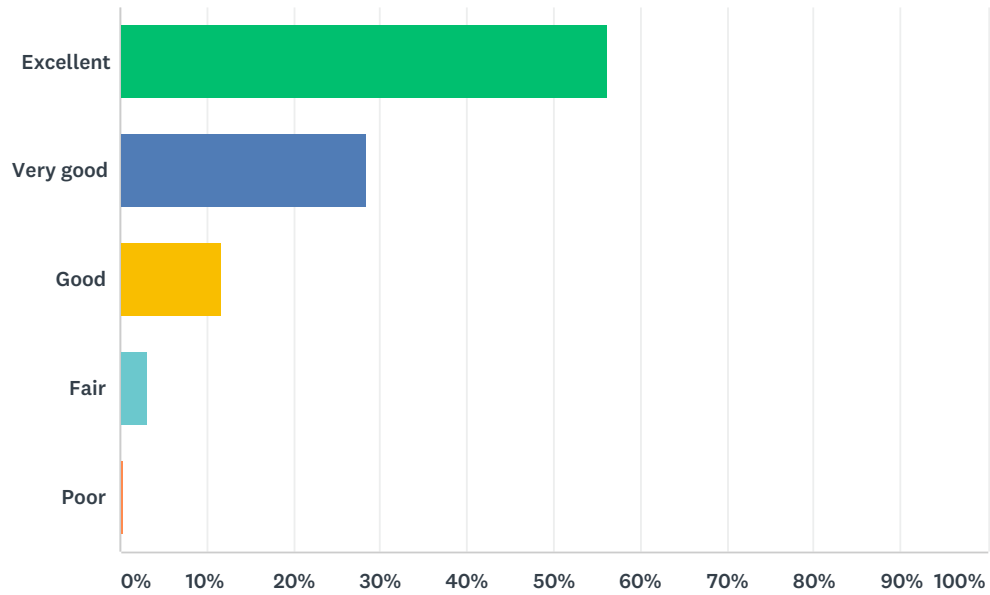
Answered: 510 Skipped: 6



ANSWER CHOICES	RESPONSES	
Excellent	32.94%	168
Very good	39.22%	200
Good	21.18%	108
Fair	5.49%	28
Poor	1.18%	6
TOTAL		510

How would you rate Portland as a host city?

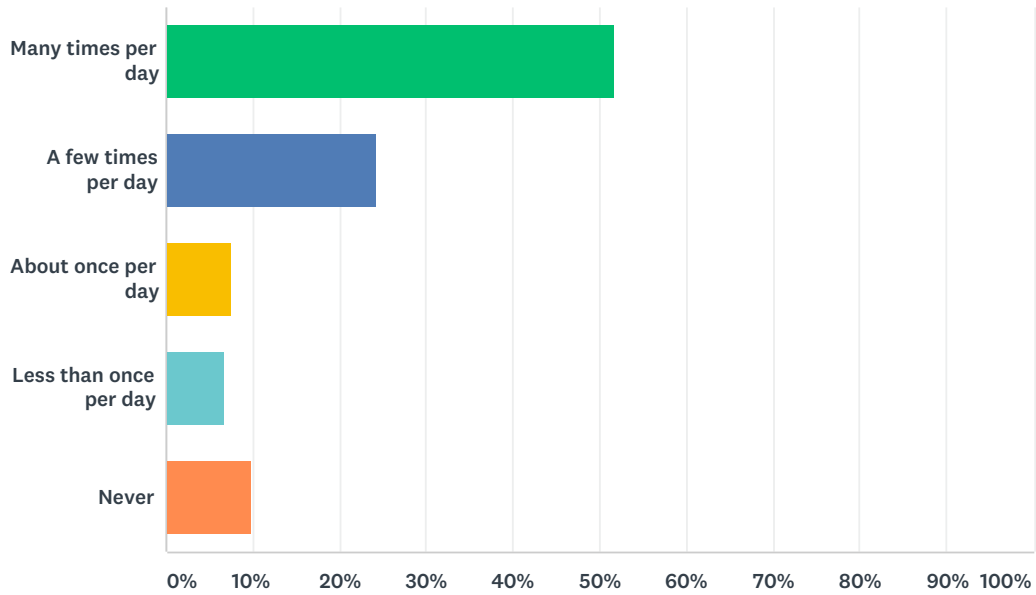
Answered: 510 Skipped: 6



ANSWER CHOICES	RESPONSES	
Excellent	56.27%	287
Very good	28.43%	145
Good	11.76%	60
Fair	3.14%	16
Poor	0.39%	2
TOTAL		510

How much did you use the online schedule/mobile app?

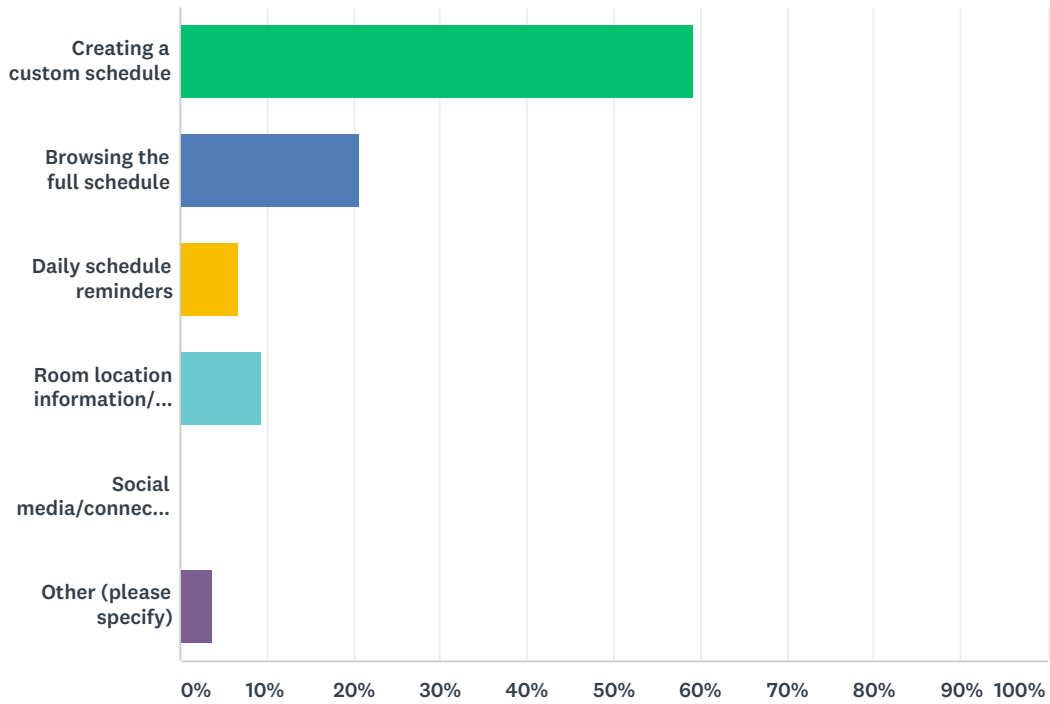
Answered: 510 Skipped: 6



ANSWER CHOICES	RESPONSES	
Many times per day	51.76%	264
A few times per day	24.31%	124
About once per day	7.45%	38
Less than once per day	6.67%	34
Never	9.80%	50
TOTAL		510

Which feature of the app did you find most helpful?

Answered: 454 Skipped: 62



ANSWER CHOICES	RESPONSES	
Creating a custom schedule	59.25%	269
Browsing the full schedule	20.70%	94
Daily schedule reminders	6.61%	30
Room location information/hotel map	9.47%	43
Social media/connecting with attendees	0.22%	1
Other (please specify)	3.74%	17
TOTAL		454

ARCHIVES 2017 Evaluation Form

What new features would be most important to add?

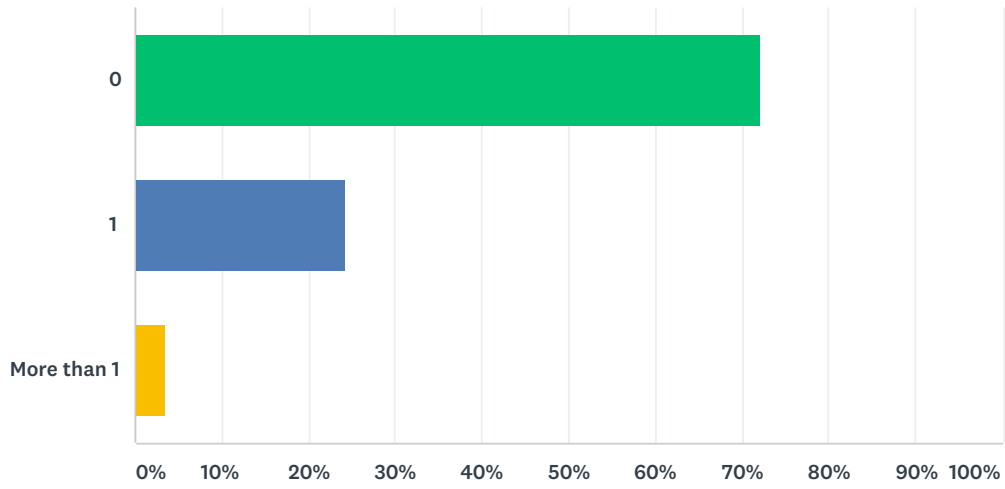
Answered: 129 Skipped: 387

Feature	Votes
personal appointments	17
hide expired events	11
can't find search	6
login buggy	6
recording status	4
can't find map	4
Jump to day	3
Toggle MySched/Full Schedule	3
push notifications	3
hashtag/Twitter integration	3
add profile pic via app	3
link rooms to dynamic map	3
time zone confusing	2
restaurant guide	2
changing MySched buggy	2
Offline / Loading issues	2
see attendees of session	2
post final program pdf	2
Networking	2
calendar sync	2
make it easier to view session descriptions	2
Filter by type	1
take notes	1
default to MySched	1
Don't like emails	1
Display day persistently	1
locations more prominent on web version	1
can't find full sched	1
"daily reminder" within app	1
Improve directory	1
View MySched offline	1
Integrate LinkedIn	1
Auto rotation on iPad	1
print MySched	1
more city resources	1

Feature	Votes
real time room attendance	1
More filter options	1
remember place in sched upon "back"	1
more privacy options	1
attachments	1
email full schedule	1
session formats	1
Networking/meet up	1
indicate attachments	1
export MySched cal	1
Tutorial	1
app was slow	1
filter all day events	1
Minimize data usage	1

How many Pop-Up Sessions did you attend?

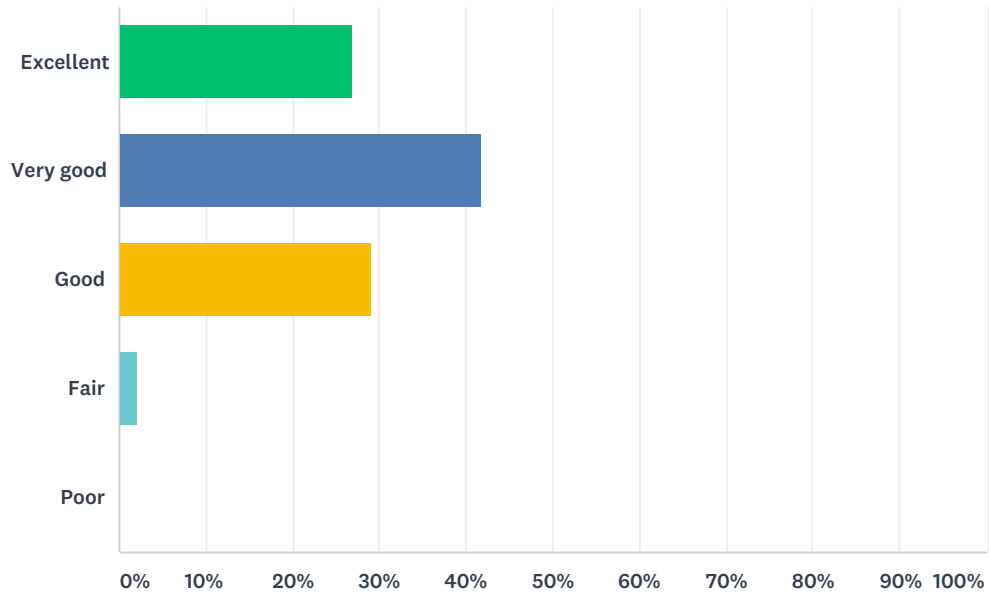
Answered: 507 Skipped: 9



ANSWER CHOICES	RESPONSES	
0	72.19%	366
1	24.26%	123
More than 1	3.55%	18
TOTAL		507

How would you rate the Pop-Up Sessions overall?

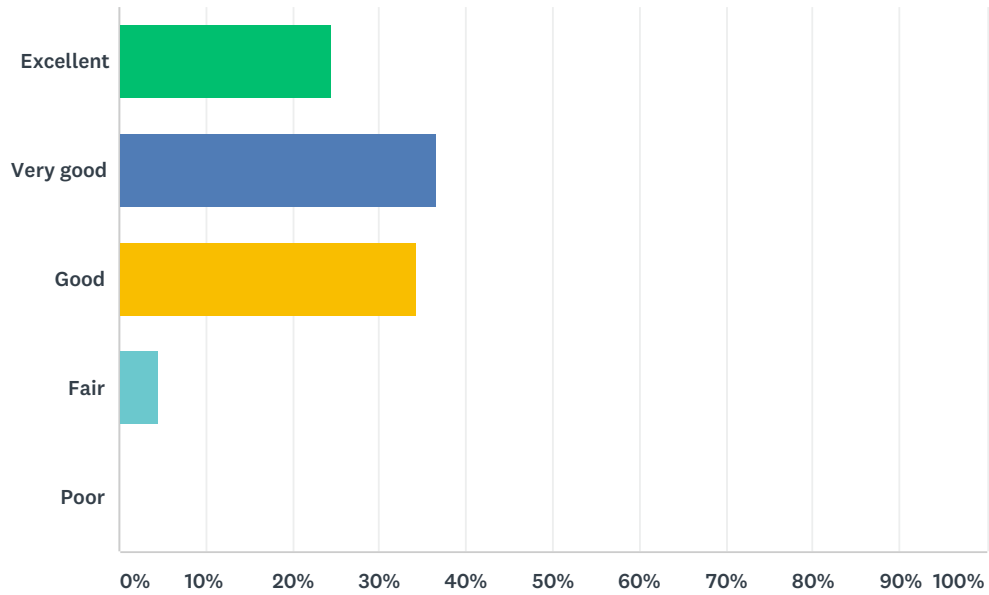
Answered: 141 Skipped: 375



ANSWER CHOICES	RESPONSES	
Excellent	26.95%	38
Very good	41.84%	59
Good	29.08%	41
Fair	2.13%	3
Poor	0.00%	0
TOTAL		141

How would you rate the process of selecting Pop-Up Sessions (i.e., online voting by all members)?

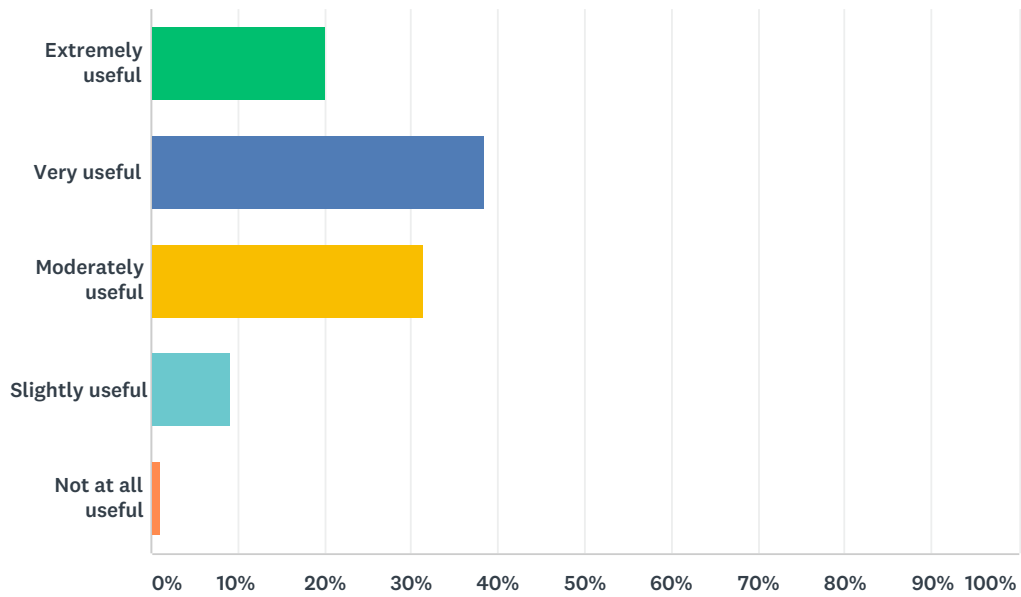
Answered: 131 Skipped: 385



ANSWER CHOICES	RESPONSES	
Excellent	24.43%	32
Very good	36.64%	48
Good	34.35%	45
Fair	4.58%	6
Poor	0.00%	0
TOTAL		131

How useful to your job was the information presented at the conference?

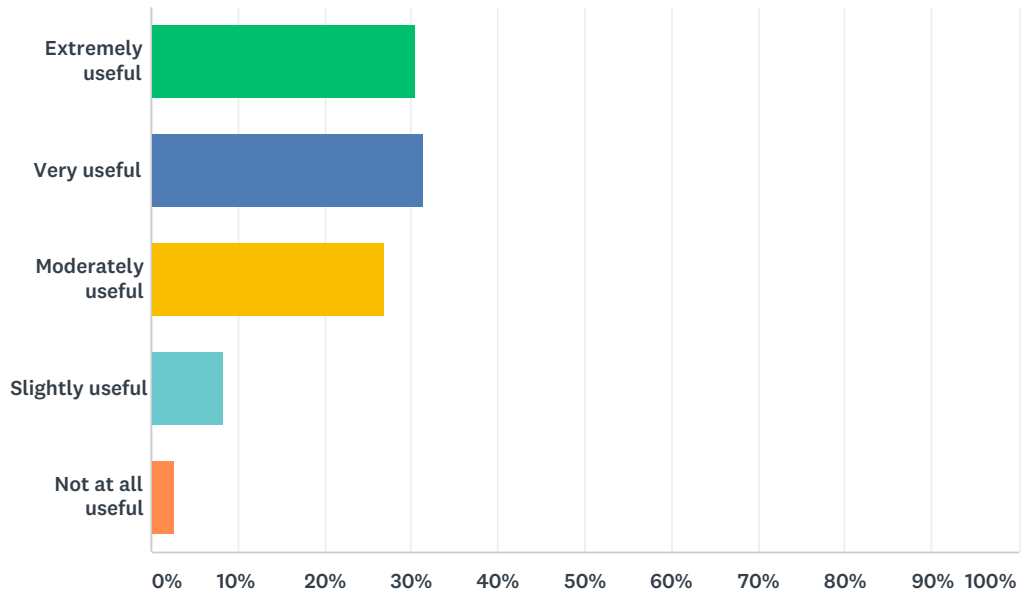
Answered: 505 Skipped: 11



ANSWER CHOICES	RESPONSES	
Extremely useful	20.00%	101
Very useful	38.42%	194
Moderately useful	31.49%	159
Slightly useful	9.11%	46
Not at all useful	0.99%	5
TOTAL		505

How useful was the Annual Meeting as a networking opportunity?

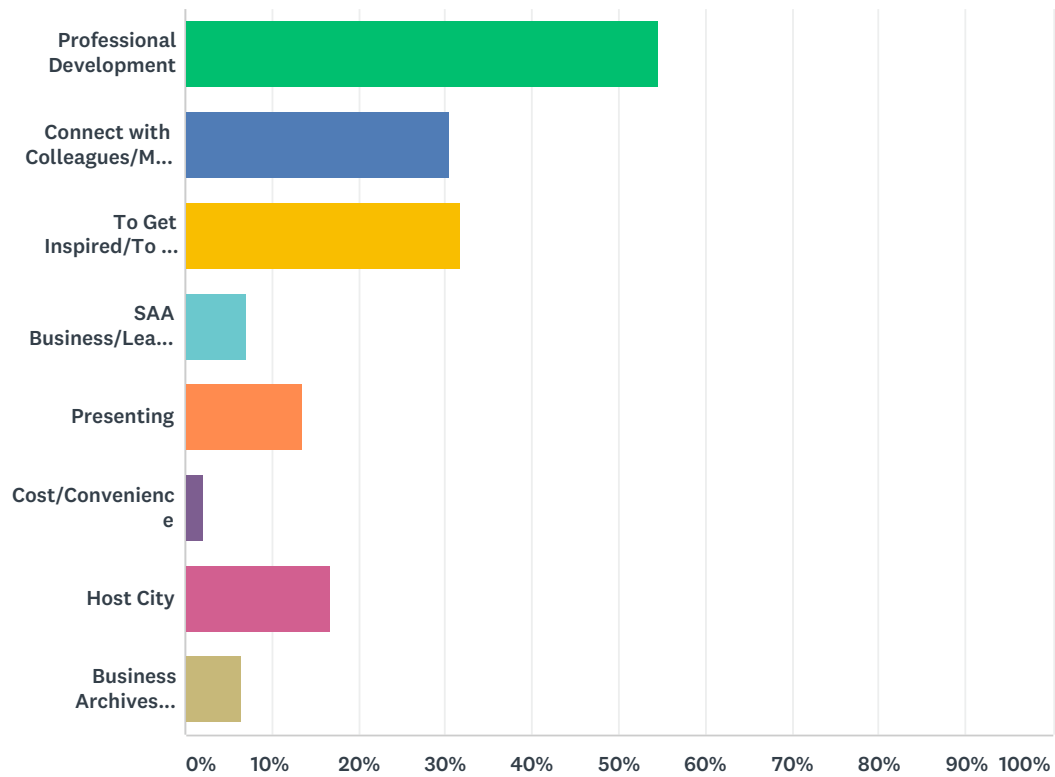
Answered: 501 Skipped: 15



ANSWER CHOICES	RESPONSES	
Extremely useful	30.54%	153
Very useful	31.34%	157
Moderately useful	26.95%	135
Slightly useful	8.38%	42
Not at all useful	2.79%	14
TOTAL		501

What was the most important reason for your decision to attend the Annual Meeting?

Answered: 488 Skipped: 28



ANSWER CHOICES	RESPONSES	
Professional Development	54.51%	266
Connect with Colleagues/Meet New People	30.53%	149
To Get Inspired/To Get New Ideas	31.76%	155
SAA Business/Leadership	7.17%	35
Presenting	13.52%	66
Cost/Convenience	2.05%	10
Host City	16.80%	82
Business Archives Section Colloquium	6.56%	32
Total Respondents: 488		

Is there anything else you'd like to share about how the Annual Meeting might be enhanced?

Answered: 255 Skipped: 261

