

ARCHIVES*RECORDS 2018 Evaluation Form

Executive Summary

Participation in the evaluations of ARCHIVES*RECORDS 2018 in Washington, DC, was good, though lower than recent years, with 482 total respondents, about 18% of the total participants.

	AM2018	AM2017	AM2016	AM2015	AM2014
Respondents	482	516	388	726	445
Total Attendance	2671	2034	1635	1759	2579
% Responded	18%	25%	24%	41%	17%

These survey results have a margin of error of 4%.

Overall feedback was very positive. Eighty-eight percent (88%) reported being “Extremely Satisfied” or “Moderately Satisfied” with the event overall (compared to 82% for AM2017; 87% for AM2016; 91% for AM2015).

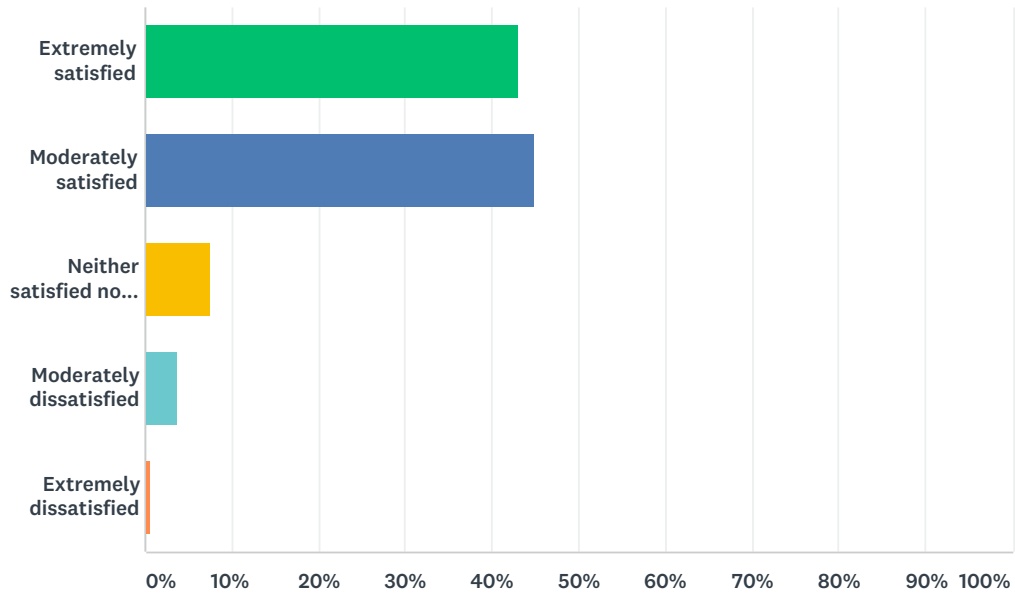
The Preconference Workshops, Education Sessions, Mobile App, and Career Center stand out as getting particularly good reviews.

Most of the questions regarding venue and the event overall received very similar responses as in previous years.

The most common suggestions for improvement related to crowded rooms (unsurprising given this year’s record attendance), scheduling conflicts/flow, cost to attend, and food and beverage.

Overall, how satisfied were you with the Joint Annual Meeting?

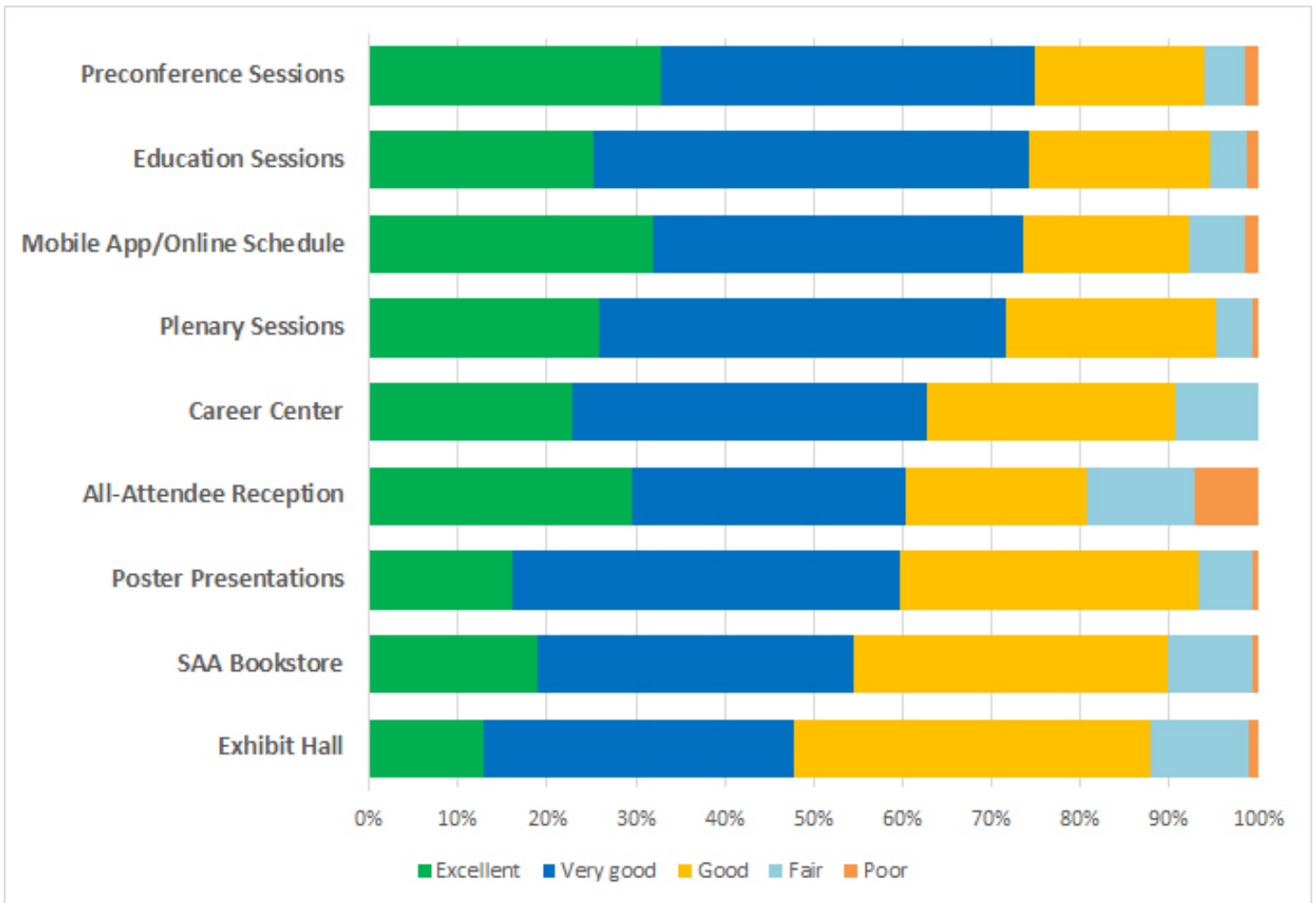
Answered: 476 Skipped: 6



ANSWER CHOICES	RESPONSES	
Extremely satisfied	43.07%	205
Moderately satisfied	44.96%	214
Neither satisfied nor dissatisfied	7.56%	36
Moderately dissatisfied	3.78%	18
Extremely dissatisfied	0.63%	3
TOTAL		476

How would you rate the quality of each aspect of the Joint Annual Meeting listed below?

Answered: 482 Skipped: 0



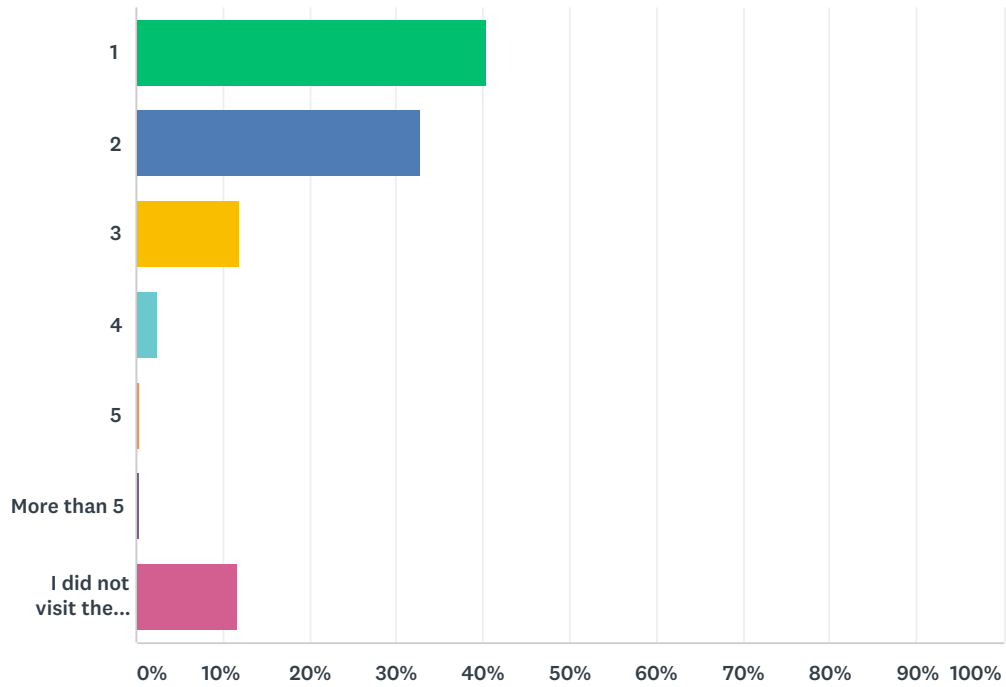
	EXCELLENT	VERY GOOD	GOOD	FAIR	POOR	N/A	TOTAL
Plenary Sessions	20.25% 97	35.91% 172	18.58% 89	3.34% 16	0.42% 2	21.50% 103	479
Education Sessions	21.52% 102	41.56% 197	17.30% 82	3.59% 17	1.05% 5	14.98% 71	474
Preconference Sessions	9.03% 43	11.55% 55	5.25% 25	1.26% 6	0.42% 2	72.48% 345	476
Exhibit Hall	11.13% 53	30.04% 143	34.66% 165	9.66% 46	0.84% 4	13.66% 65	476
Poster Presentations	12.24% 58	33.33% 158	25.74% 122	4.64% 22	0.42% 2	23.63% 112	474
SAA Bookstore	14.47% 69	27.04% 129	26.83% 128	7.34% 35	0.42% 2	23.90% 114	477
Career Center	5.74% 27	10.00% 47	7.02% 33	2.34% 11	0.00% 0	74.89% 352	470

ARCHIVES*RECORDS 2018 Evaluation Form

All-Attendee Reception	20.13% 96	21.17% 101	13.84% 66	8.39% 40	4.82% 23	31.66% 151	477
Mobile App/Online Schedule	27.44% 132	35.76% 172	16.01% 77	5.41% 26	1.25% 6	14.14% 68	481

Approximately how many hours did you spend in the Exhibit Hall?

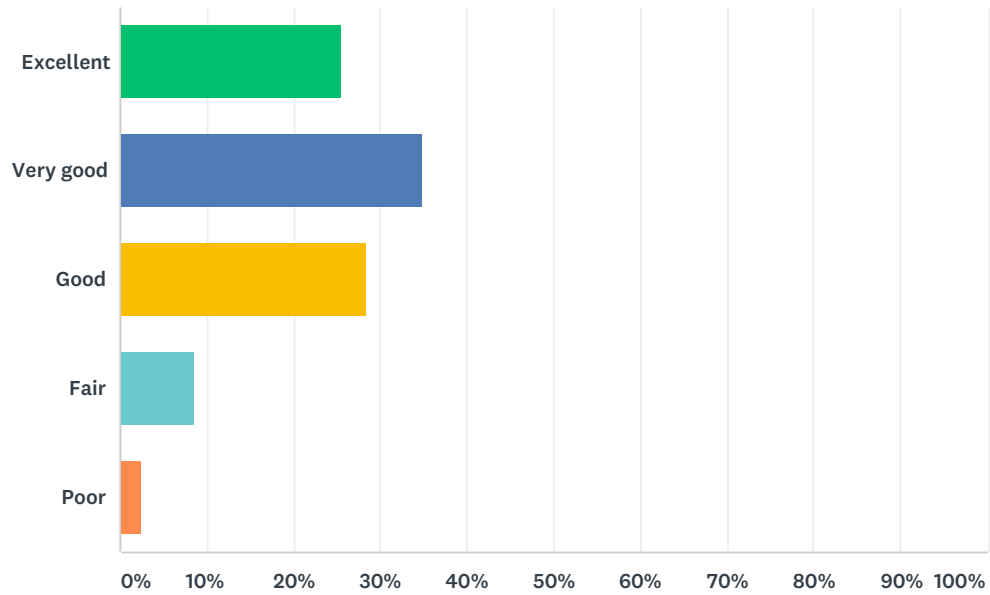
Answered: 479 Skipped: 3



ANSWER CHOICES	RESPONSES	
1	40.29%	193
2	32.78%	157
3	11.90%	57
4	2.51%	12
5	0.42%	2
More than 5	0.42%	2
I did not visit the Exhibit Hall	11.69%	56
TOTAL		479

How would you rate the Marriott Wardman Park Hotel as a venue?

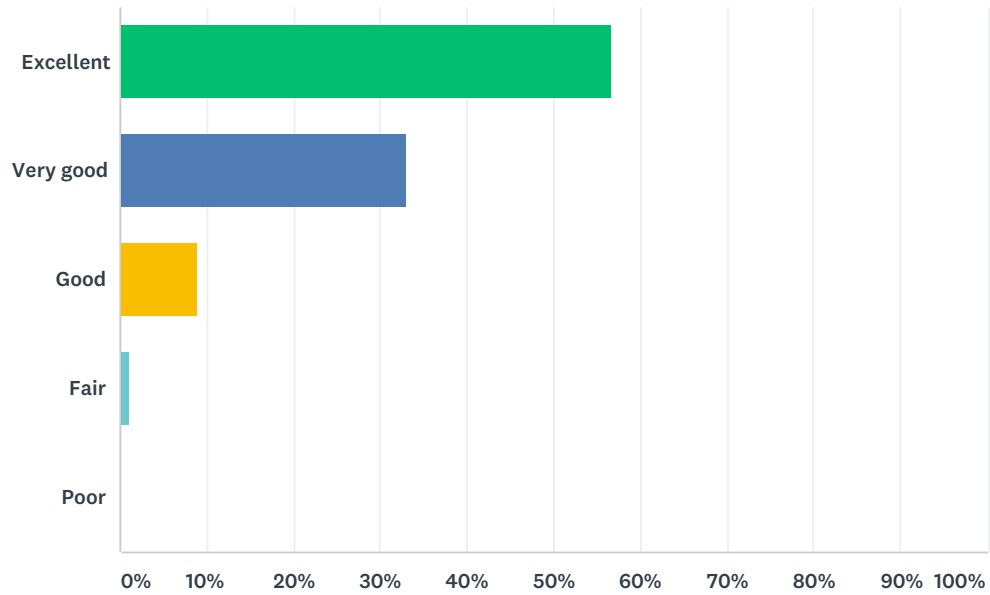
Answered: 478 Skipped: 4



ANSWER CHOICES	RESPONSES	
Excellent	25.52%	122
Very good	34.94%	167
Good	28.45%	136
Fair	8.58%	41
Poor	2.51%	12
TOTAL		478

How would you rate Washington, DC, as a host city?

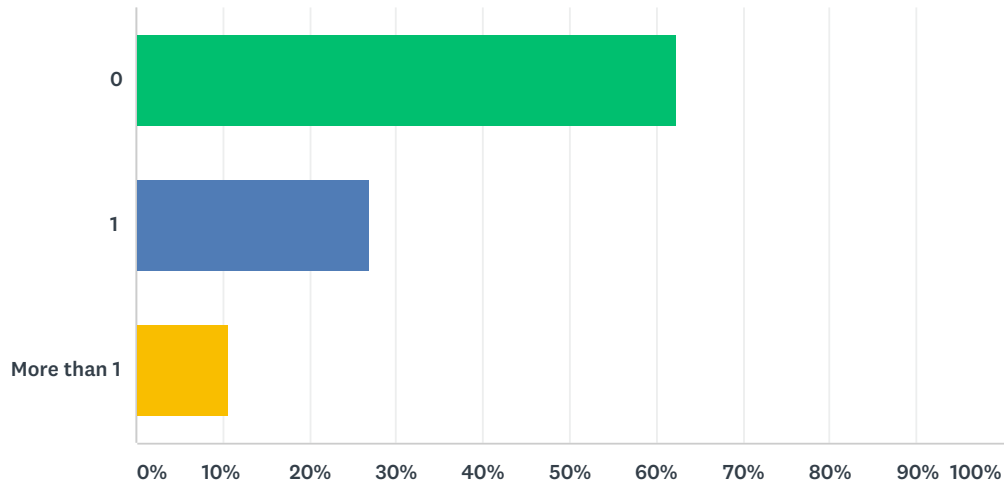
Answered: 478 Skipped: 4



ANSWER CHOICES	RESPONSES	
Excellent	56.69%	271
Very good	33.05%	158
Good	9.00%	43
Fair	1.05%	5
Poor	0.21%	1
TOTAL		478

How many Pop-Up Sessions did you attend?

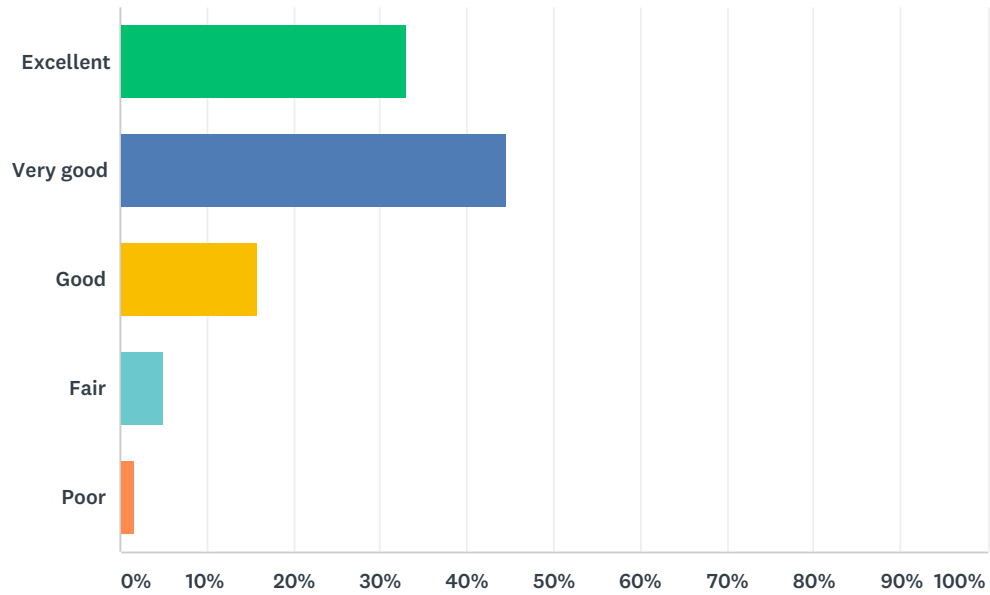
Answered: 476 Skipped: 6



ANSWER CHOICES	RESPONSES	
0	62.39%	297
1	26.89%	128
More than 1	10.71%	51
TOTAL		476

How would you rate the Pop-Up Sessions overall?

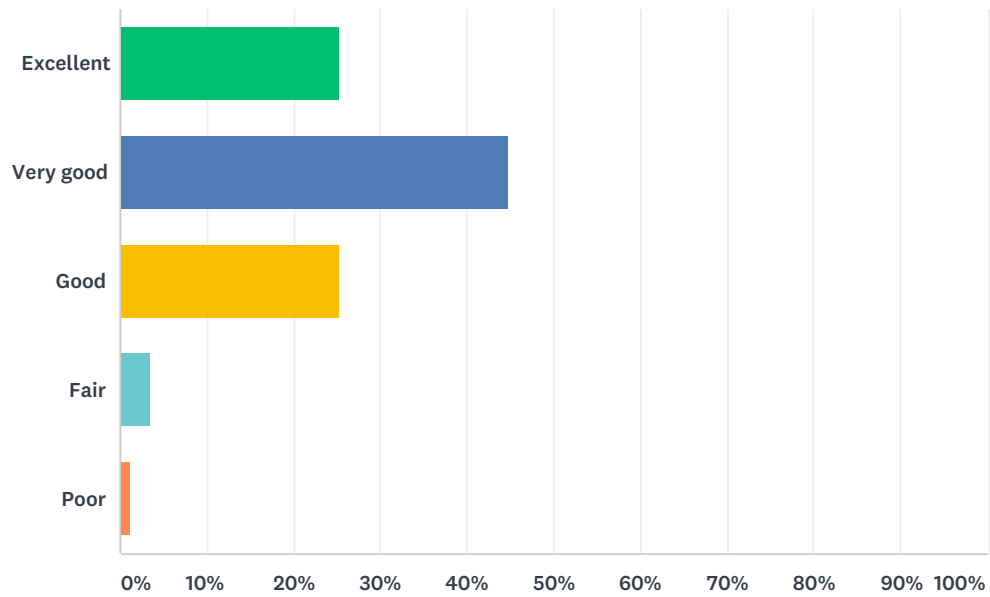
Answered: 182 Skipped: 300



ANSWER CHOICES	RESPONSES	
Excellent	32.97%	60
Very good	44.51%	81
Good	15.93%	29
Fair	4.95%	9
Poor	1.65%	3
TOTAL		182

How would you rate the process of selecting Pop-Up Sessions (i.e., online voting by all members?)

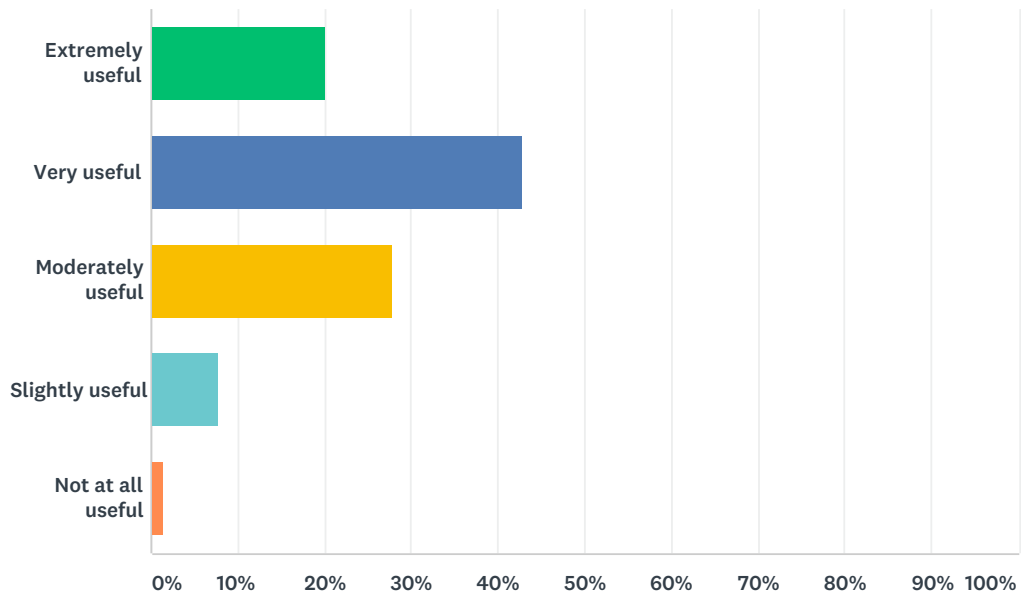
Answered: 170 Skipped: 312



ANSWER CHOICES	RESPONSES	
Excellent	25.29%	43
Very good	44.71%	76
Good	25.29%	43
Fair	3.53%	6
Poor	1.18%	2
TOTAL		170

How useful to your job was the information presented at the conference?

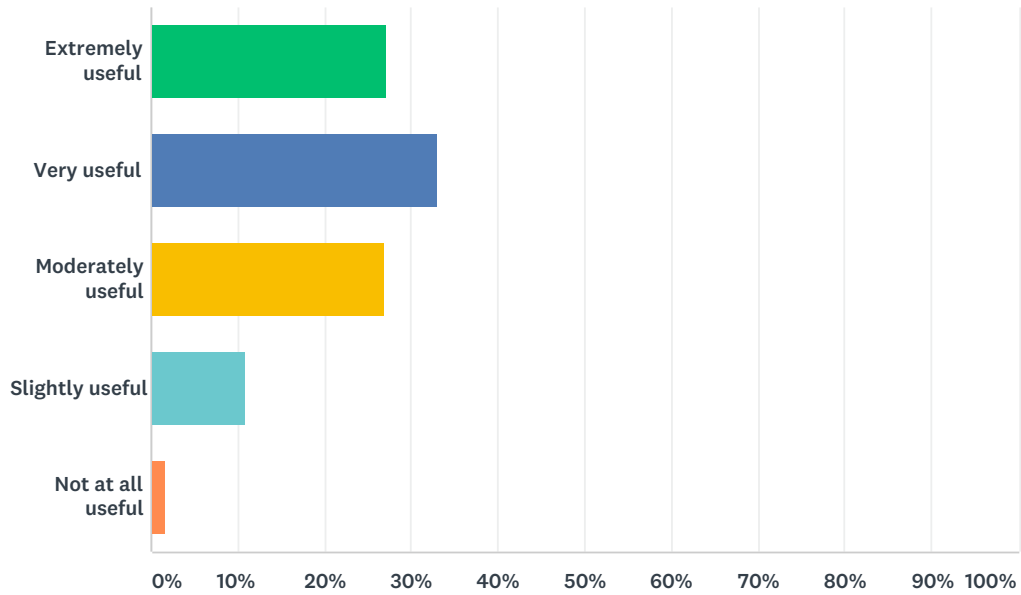
Answered: 476 Skipped: 6



ANSWER CHOICES	RESPONSES	
Extremely useful	20.17%	96
Very useful	42.86%	204
Moderately useful	27.73%	132
Slightly useful	7.77%	37
Not at all useful	1.47%	7
TOTAL		476

How useful was the conference as a networking opportunity?

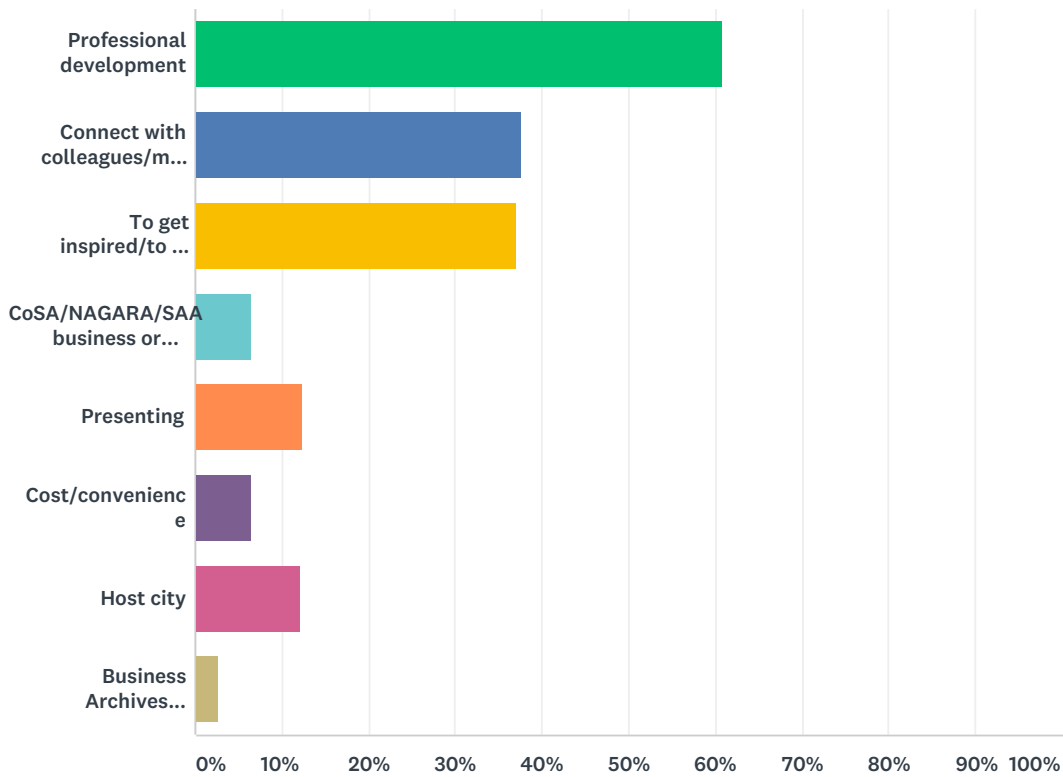
Answered: 477 Skipped: 5



ANSWER CHOICES	RESPONSES	
Extremely useful	27.25%	130
Very useful	33.12%	158
Moderately useful	27.04%	129
Slightly useful	10.90%	52
Not at all useful	1.68%	8
TOTAL		477

What was the most important reason for your decision to attend the Joint Annual Meeting?

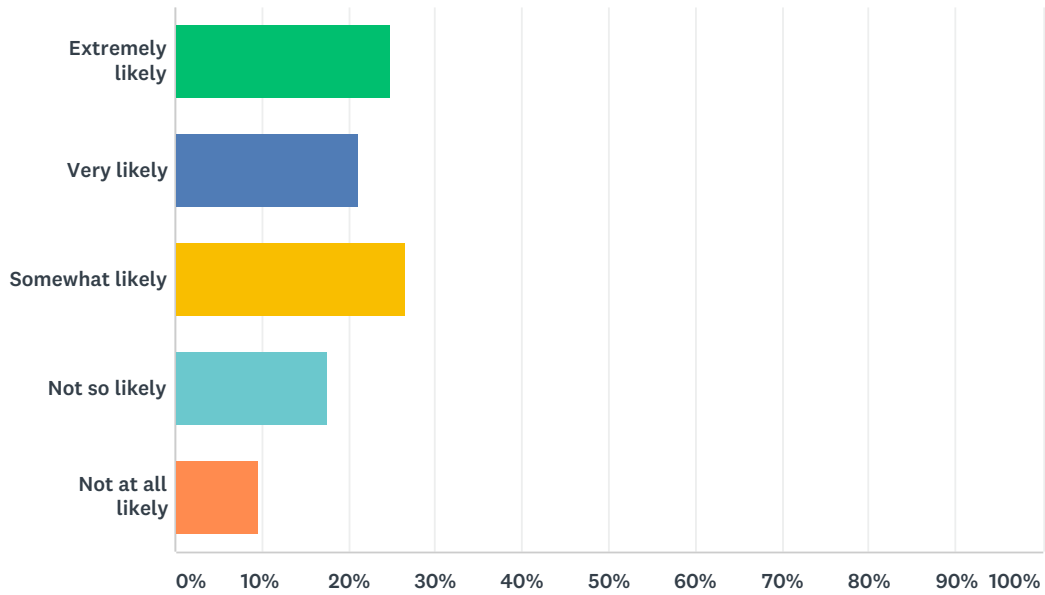
Answered: 470 Skipped: 12



ANSWER CHOICES	RESPONSES	
Professional development	60.85%	286
Connect with colleagues/meet new people	37.66%	177
To get inspired/to get new ideas	37.02%	174
CoSA/NAGARA/SAA business or leadership	6.38%	30
Presenting	12.34%	58
Cost/convenience	6.38%	30
Host city	12.13%	57
Business Archives Section Colloquium	2.77%	13
Total Respondents: 470		

How likely are you to attend ARCHIVES 2019 in Austin next year?

Answered: 476 Skipped: 6



ANSWER CHOICES	RESPONSES	
Extremely likely	25.00%	119
Very likely	21.22%	101
Somewhat likely	26.47%	126
Not so likely	17.65%	84
Not at all likely	9.66%	46
TOTAL		476

Is there anything else you'd like to share about how the conference might be enhanced?

Answered: 220 Skipped: 262

