

PROTOCOLS
FOR
NATIVE AMERICAN
ARCHIVAL MATERIALS



Protocols for Native American Archival Materials

Course Overview

PROTOCOLS
FOR
NATIVE AMERICAN
ARCHIVAL MATERIALS



Course Goals

PROTOCOLS
FOR
NATIVE AMERICAN
ARCHIVAL MATERIALS



culturally responsive care
of
American Indian archival collections
held in
non-tribal repositories

PROTOCOLS
FOR
NATIVE AMERICAN
ARCHIVAL MATERIALS



initiate
a national discussion
on
professional policy & practice issues
among
archivists, librarians, & Native Americans.

PROTOCOLS
FOR
NATIVE AMERICAN
ARCHIVAL MATERIALS



Course Structure

PROTOCOLS FOR NATIVE AMERICAN ARCHIVAL MATERIALS



Video Conference
(1½ hour/week)



Cohort
Face 2 Face or
online
Talking Circle



Moodle Course
Web site

IIE 702 Course Components

PROTOCOLS
FOR
NATIVE AMERICAN
ARCHIVAL MATERIALS



Video
Conference
(1½ hour/week)

PROTOCOLS
FOR
NATIVE AMERICAN
ARCHIVAL MATERIALS



Cohort

Face 2 Face or
online

Talking Circle

PROTOCOLS FOR NATIVE AMERICAN ARCHIVAL MATERIALS



The screenshot shows a Moodle course page titled "101 Protocols for Native American Archival Materials". The page includes a "Topic outline" section with a sub-section for "PROTOCOLS FOR NATIVE AMERICAN ARCHIVAL MATERIALS". Below this, there is a "General Course Information" section with a "Number Course Announcements" button and a "Welcome" message. The page also features a "Getting to Know Each Other" section with a "Welcome to each other" button. The course is set for "Fall 2009" and is located in "Indian Country, AZ".


Moodle
Course
Web site

PROTOCOLS
FOR
NATIVE AMERICAN
ARCHIVAL MATERIALS



Course Modules

PROTOCOLS FOR NATIVE AMERICAN ARCHIVAL MATERIALS



Getting Started

This course is constructed to "initiate a national discussion on professional policy and practice issues among archivists, librarians, and Native Americans...by embracing the power of conversation, cooperation, education, negotiation, and compromise."

This course and the Protocols serve as a beginning.

Topic outline

IIE 702 Protocols for Native American Archival Materials Fall 2009

PROTOCOLS
FOR
NATIVE AMERICAN
ARCHIVAL MATERIALS



Section Links +

Activities +

Administration +

My courses +

1 General Course Information

- [Important Course Announcements](#)
- [Syllabus](#)
- [Syllabus as Word Document](#)

2 The Gathering Place

- [Talking Circle](#)
- [The Give Away](#)
- [Ask Your Facilitator](#)
- [Protocols for Native American Archival Materials Wiki](#)

3 Getting to Know Each Other

- [Introductions to each other](#)

Search Forums -

[Advanced search ?](#)


Random Glossary Entry +

Online Users -

(last 5 minutes)

[Ally Krebs](#)

PROTOCOLS FOR NATIVE AMERICAN ARCHIVAL MATERIALS



Introducing Protocols Concepts

4

Introduction to the Protocols






-  [Protocols Basics Powerpoint](#)
-  [Protocols for Native American Archival Materials website](#)
-  [Protocols for Native American Archival Materials](#)

5

Getting to Know the Protocols





-  [Initial Thoughts on the Protocols](#)
-  [Protocol Basic Questions](#)
-  [Protocol Contributors](#)

6

What's in a Word



-  [Brief Glossary of Terms](#)
-  [Glossary Entry and Comments](#)

PROTOCOLS FOR NATIVE AMERICAN ARCHIVAL MATERIALS




A Closer Look Group Project Presentations

8 Building Relationships of Mutual Respect

 [Building Relationship of Mutual Respect text](#)

 [Building Relationship of Mutual Respect](#)

9 Striving for Balance in Content and Perspectives

 [Striving for Balance in Content and Perspectives](#)

 [Striving for Balance in Content and Perspectives](#)

10 Accessibility and Use

 [Accessibility and Use](#)


 [Accessibility and Use](#)

11 Culturally Sensitive Materials

 [Culturally Sensitive Materials](#)

 [Culturally Sensitive Materials](#)

12 Providing Context

 [Providing Context](#)

 [Providing Context](#)

13 Native American Intellectual Property Issues

 [Native American Intellectual Property Issues](#)

 [Native American Intellectual Property Issues](#)

14 Copying and Repatriation of Records to Native American Communities

 [Copying and Repatriation of Records to Native American Communities](#)


 [Copying and Repatriation of Records to Native American Communities](#)

15 Native American Research Protocols

 [Native American Research Protocols](#)

 [Native American Research Protocols](#)

16 Reciprocal Education and Training

 [Reciprocal Education and Training](#)

 [Reciprocal Education and Training](#)

17 Awareness of Native American Communities and Issues

 [Awareness of Native American Communities and Issues](#)

 [Awareness of Native American Communities and Issues](#)

PROTOCOLS
FOR
NATIVE AMERICAN
ARCHIVAL MATERIALS



Confident
Example Setting
Assignments

PROTOCOLS FOR NATIVE AMERICAN ARCHIVAL MATERIALS



Individual Assignments:

1. Weekly discussion forum posts:
 - Post a brief reflection to the discussion forum each week
 - Comment on at least one other participants forum post each week
2. Glossary Assignment
 - Enter one word from the Protocols Glossary into the Moodle Glossary
 - Comment on at least one Glossary entry
3. Protocol Contributors Assignment
 - Go to the Protocol Contributors List in the Getting to Know the Protocols section of the Moodle.
 - Pick one of the contributors to contact by email or phone.
 - Contact the contributor, tell them about your participation in this course, ask them about their thoughts on the Protocols.
 - Post an entry to the discussion forum to share what you learned.

PROTOCOLS FOR NATIVE AMERICAN ARCHIVAL MATERIALS



Group Assignment:

Protocol Topic Review and Presentation

- Go to the Protocols Wiki in The Gathering Place.
- Select a Protocol Topic of your choice, place your name under the topic by the beginning of the third week of class.
- With the other participants who have selected this topic prepare a half hour class presentation on the topic.
- Post your presentation materials to the Protocols Wiki.

PROTOCOLS FOR NATIVE AMERICAN ARCHIVAL MATERIALS



Final Project

The Protocols Confidential Example Setting Final Project is your opportunity to make a contribution to emerging practice of the Protocols.

This may be an individual project or a project with two or more participants.

One page draft proposals of the final project are due to the Confidential Example Setting discussion forum by the mid-point of the course.

Final projects or links will be posted to the Final Project forum on the last day of class.

PROTOCOLS FOR NATIVE AMERICAN ARCHIVAL MATERIALS



Moving Forward: Final Thoughts

1. In the Confident Example Setting Next Steps forum write a brief reflection on at least one 'next step' that you will be taking in implementing the Protocols.
2. In the Confident Example Setting What Worked, What Could be Improved forum, please share your thoughts about how we can improve this course for future participants.

PROTOCOLS
FOR
NATIVE AMERICAN
ARCHIVAL MATERIALS



Thank you for choosing to
learn with us
& helping to shape Protocols
based emerging practice!

For further information contact:

Ally Krebs

(krscholar@gmail.com)