

Treasurer's Remarks

SAA Business Meeting, Austin, Texas

August 5, 2019

Amy Fitch

**Society of American Archivists
Operations & Foundation
Income Statement
For The Years Ending June 30**

Income	2015		2016		2017		2018		2019	
	Operations	Foundation	Operations	Foundation	Operations	Foundation	Operations	Foundation	Operations	Foundation
American Archivist	\$ 110,455	\$ -	\$ 105,667	\$ -	\$ 107,653	\$ -	\$ 107,038	\$ -	\$ 104,324	\$ -
Archival Outlook	33,747	-	26,593	-	35,952	-	33,718	-	26,421	-
Publications	220,049	-	197,122	-	212,179	-	191,285	-	157,822	-
Education	622,953	-	560,140	-	489,363	-	502,757	-	499,921	-
Advocacy	-	-	891	-	-	-	1,000	-	250	-
Governance	-	-	-	-	-	-	-	-	695	-
Career Services	67,550	-	83,777	-	71,645	-	83,388	-	85,507	-
Membership	912,177	-	921,823	-	956,401	-	1,008,176	-	1,043,010	-
Annual Meeting	944,885	-	725,319	-	699,878	-	776,872	-	1,023,887	-
Investments	3,040	79,635	8,505	47,728	13,015	166,477	20,389	100,703	29,292	123,352
Unrealized Gains/(Losses) ²	-	-	-	-	-	-	-	-	21,787	-
Miscellaneous & Donations ¹	1,159	73,120	1,936	100,363	72	108,888	270	102,511	4,558	135,188
Total Income	\$ 2,916,015	\$ 152,755	\$ 2,631,772	\$ 148,091	\$2,586,159	\$ 275,364	\$ 2,724,895	\$ 203,214	\$2,997,474	\$ 258,541
Expenses										
American Archivist	\$ 147,926	\$ -	\$ 153,593	\$ -	\$ 176,386	\$ -	\$ 159,583	\$ -	\$ 146,407	\$ -
Archival Outlook	126,254	-	149,337	-	146,646	-	139,181	-	150,297	-
Publications	270,674	-	250,837	-	238,338	-	251,666	-	260,756	-
Education	528,421	-	482,450	-	528,867	-	529,836	-	458,450	-
Advocacy	129,138	-	118,494	-	120,623	-	117,331	-	139,208	-
Governance	187,949	-	184,348	-	191,556	-	182,327	-	144,830	-
Career Services	26,557	-	32,063	-	26,502	-	31,611	-	34,771	-
Membership	98,919	-	99,480	-	104,268	-	114,979	-	130,231	-
Annual Meeting	632,211	-	489,210	-	496,361	-	440,041	-	662,011	-
General & Administrative	524,549	79,692	482,984	84,148	517,325	105,664	501,389	168,258	584,050	137,530
Total Expenses	\$ 2,672,598	\$ 79,692	\$ 2,442,795	\$ 84,148	\$2,546,873	\$ 105,664	\$ 2,467,944	\$ 168,258	\$2,711,010	\$ 137,530
Net Gain / (Loss)	\$ 243,417	\$ 73,063	\$ 188,977	\$ 63,943	\$ 39,285	\$ 169,700	\$ 256,951	\$ 34,955	\$ 286,464	\$ 121,010

¹ Foundation donation revenues consist of cash donations from members and in-kind donations from SAA.

² Unrealized investment gains/(losses) on CDs with maturity dates *after* 6/30/2020

Fiscal Year 2019 Income Statement

▶ Net Gain:

\$286,464

▶ Fifth consecutive year of strong gain, best in five years

But How?

- ▶ Annual Meeting 2018 in DC
 - 2,671 attendees!!
 - \$361,877 Net Gain!!
- ▶ AM 2019 in Austin
 - ~1,700 attendees
- ▶ AM 2017 in Portland
 - 2,000+ attendees

What Are We Doing With That Gain?

- ▶ Past several years, building Technology Fund to upgrade SAA's technical infrastructure to best of breed
 - Nimble AMS and LMS integration
 - Higher Logic (SAA Connect)
- ▶ Live-streaming pilot of Annual Meeting content for the first time here in Austin
- ▶ Maintaining cash reserves for fiscal solvency and future Council initiatives

New Association Management System

- ▶ Nimble AMS fully launched in April
- ▶ New online bookstore, membership renewal portal, education registration and administration, and SAA Connect (group lists)
- ▶ Enhanced collaboration tools for sections and committees
- ▶ Improved security of member data

SAA Program Areas: Membership

- ▶ Membership numbers plateaued: 5,822 members, down 3.93%
- ▶ Revenue from dues increased by 3.46% in FY '19
- ▶ Dues and Annual Meeting revenue are the life blood of SAA's budget

SAA Program Areas: Education




- ▶ Net gain this year, after a few deficit years:

\$41,471

- ▶ Successful Bootcamps for A&D and DAS certificates
- ▶ Increased member use of on-demand webcasts

SAA Program Areas: Publications & Periodicals

- ▶ After a few years of adjustment, net loss of \$269,000
- ▶ More than 200 members contributed to content last year
- ▶ Didja see our newest books????



SAA Foundation

- ▶ Contributions:

Up 32% to \$135,000

- ▶ Awards, Grants, Scholarships Given:

\$73,611

- ▶ Growth in Planned Giving and Grant Programs
- ▶ More than 33% increase in net assets over last five years
- ▶ 20 Annual Meeting travel awards given in last two years

Budget Expectations for FY2020

- ▶ Council Approved Budget with Deficit of \$37,465
- ▶ In support of vital programs and member initiatives
 - Committee on Research, Data, and Assessment (CORDA)
 - Tragedy Response Initiative
 - Human Rights Archives Section series of webcasts
 - Development of live-streaming for the Annual Meeting
 - Development of Management and Leadership continuing education

Questions?

afitch@rockarch.org

OR

Find me after this meeting

Thank You!